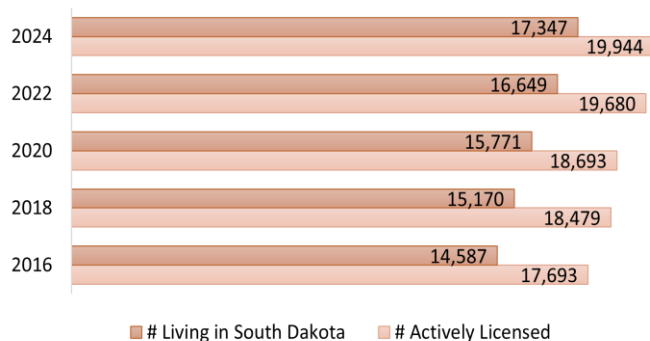


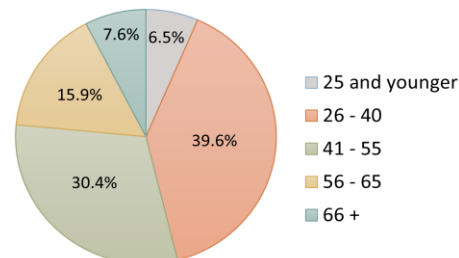
### Licensure

As of 12/5/2024, there were **19,944** actively licensed SD RNs; **17,347** (87%) lived in the state.

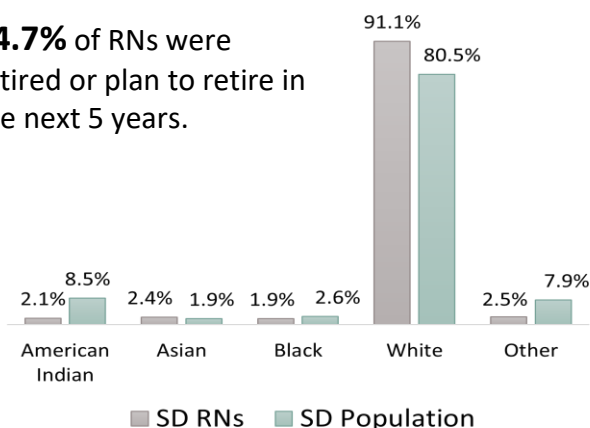


### Demographics

**10.5%** of RNs were male.



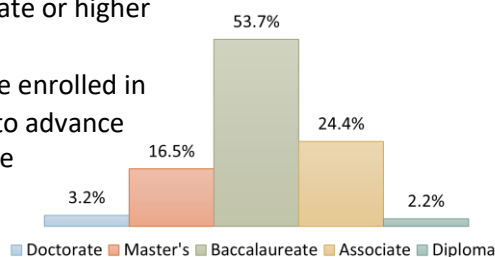
**14.7%** of RNs were retired or plan to retire in the next 5 years.



### Highest Education Degree

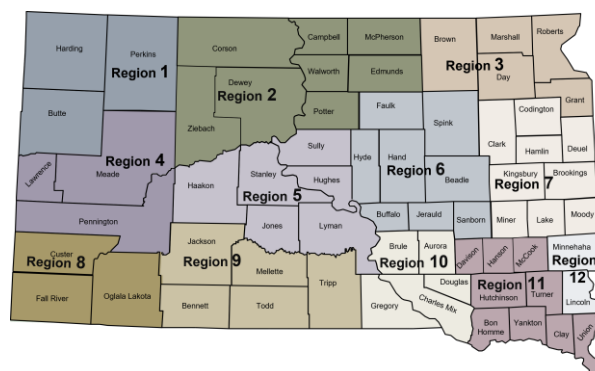
**73.4%** of RNs held a baccalaureate or higher degree

**4.9%** were enrolled in education to advance their degree



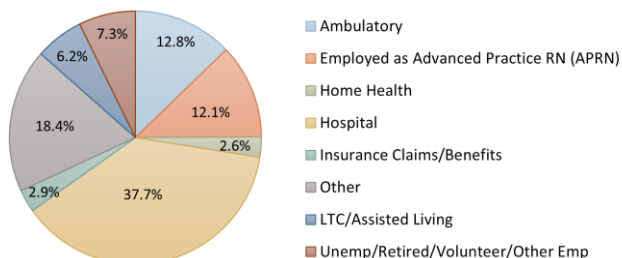
### Regional Distribution

More RNs are needed to meet South Dakota's projected **13.1%** increased employment demand.\*



### Employment

**64.2%** of RNs were employed full-time and **10.8%** part-time.



**65.5%**  
Practiced in SD

**6.9%** practiced in neighboring states  
**8.1%** practiced in other states  
**12.1%** practiced as APRNs  
**7.3%** were retired, unemployed, or volunteered

Region	1	2	3	4	5	6	7	8	9	10	11	12	Total
# RNs	158	332	911	3,410	400	428	1,437	341	187	405	2,082	7,256	17,347
% RNs	0.9	1.9	5.2	19.7	2.3	2.5	8.3	2.0	1.1	2.3	12.0	41.8	100%
% General State Population	1.6	3.0	7.1	19.0	3.1	4.1	11.4	3.3	2.5	2.6	11.8	30.5	100%
FTE Availability	114	240	660	2,469	290	310	1,040	247	135	293	1,507	5,253	12,558