

# 2024

## Annual Report of Nursing Education Programs



**South Dakota Board of Nursing**

*Suggested Citation: South Dakota Board of Nursing, South Dakota Annual Report of Nursing Education Programs: 2024.*

© 2024 South Dakota Board of Nursing. All materials related to this copyright may be photocopied for non-commercial scientific or education advancement.



South Dakota Board of Nursing  
4305 South Louise Avenue, Suite 201  
Sioux Falls, SD 57106

<https://www.sdbon.org/>

**Compiled by South Dakota Board of Nursing Staff:**

Glenna Burg, MS, RN, CNE Ret  
Nursing Education Specialist

**Acknowledgements:**

- Thank you to South Dakota's Nursing Education Programs for completing the survey.
- Thank you to the South Dakota Board of Nursing staff for their assistance with reviewing the report:  
Linda Young, MS, RN, FRE, Executive Officer  
Lindsay Olson, MSN, RN, CNP, FNP-BC, Nursing Practice Consultant

## TABLE OF CONTENTS

Overview and Methods .....	3
Approved Nursing Education Programs .....	3
Practical Nurse Programs .....	3
Associate Degree RN Programs.....	4
Baccalaureate Degree RN Programs.....	4
Advanced Practice Master’s Degree Programs .....	5
Advanced Practice Doctoral Degree Programs .....	5
Practical Nurse Education Programs.....	7
PN Education Curriculum .....	7
PN Program Capacity.....	7
PN Enrollment .....	8
Characteristics of PN Students .....	9
Characteristics of PN Graduates .....	11
NCLEX-PN® Examination Results.....	13
Graduates Licensed as LPNs in South Dakota .....	14
PN Faculty .....	15
PN Faculty Characteristics .....	16
Registered Nurse Education Programs.....	18
RN Education Curriculum .....	18
RN Prelicensure Program Capacity.....	20
RN Student Enrollment.....	20
RN Upward Mobility Program Enrollment .....	22
Characteristics of Generic, Accelerated, LPN to RN, and RN to BSN Students .....	23
Characteristics of RN Graduates .....	27
NCLEX-RN® Examination Results.....	30
Graduates Licensed as RNs in South Dakota .....	31
RN Faculty .....	32
RN Faculty Characteristics .....	33
Advanced Practice Registered Nurse Education Programs.....	36
APRN Enrollment .....	36
APRN Graduates .....	37
Characteristics of APRN Graduates .....	38
APRN Faculty .....	39
APRN Faculty Characteristics .....	40
Historical Notes .....	41

## OVERVIEW AND METHODS

This *2024 South Dakota Annual Report of Nursing Education Programs* report was prepared by the South Dakota Board of Nursing (SDBON). Data for this report was collected by the SDBON to fulfill a requirement for ongoing approval of South Dakota nursing education programs in accordance with ARSD 20:48:07:47. The report provides a descriptive analysis of the data collected. Aggregate data was collected from each approved nursing education program for their 2023-2024 academic year beginning with the 2023 fall session and ending with the 2024 summer session, which will be referred to as the “2024 reporting period” or “2024” in the remainder of the report. Data and information were collected and compared with historical data on students, education program capacity, curriculum, graduates, National Council Licensure Examination (NCLEX®) results, and nursing faculty. Additional information regarding the SDBON requirements for nursing education programs is located at <https://www.sdbon.org/>.

### APPROVED NURSING EDUCATION PROGRAMS

The table below shows the total number of approved nursing education programs in South Dakota (SD) for registered nurses (RN), licensed practical nurses (LPN), and advanced practice registered nurses (APRN) from 2020 to 2024.

Prelicensure Nursing Education Programs					Advanced Practice Nursing Programs		
Year	Baccalaureate	Associate	Practical	Total	Master’s	Doctorate	Total
2020	7	5	7	19	3	2	5
2021	7	5	7	19	4	3	7
2022	7	5	7	19	4	3	7
2023	8	6	7	21	4	3	7
2024	7	6	6	19	3	4	7

South Dakota’s nursing education programs approval status, as of April 2025, is provided in the following tables. For the most up-to-date information see the SDBON’s website at <https://www.sdbon.org/>. See the school websites listed below for more information about type of programs or tracks offered.

Practical Nurse Programs	SDBON Approval	National Accreditation
<b>Lake Area Technical College (LATC)</b> Main Campus: Watertown, SD Website: <a href="http://www.lakeareatech.edu">www.lakeareatech.edu</a> Dean/Director: Amber Schleusner, MS, RN	Full	Higher Learning Commission (HLC) Accreditation Commission for Education in Nursing (ACEN)
<b>Mitchell Technical College (MTC)</b> Main Campus: Mitchell, SD Website: <a href="http://www.mitchelltech.edu">www.mitchelltech.edu</a> Dean/Director: Carena Jarding, DNP, RN	Full	HLC
<b>Sinte Gleska University (SGU)</b> Main Campus: Mission, SD Website: <a href="http://www.sintegleska.edu">www.sintegleska.edu</a> Dean/Director: Laura Dunn, MSN, RN	Full	HLC

<b>Sisseton Wahpeton College (SWC)</b> Main Campus: Sisseton, SD Website: <a href="http://www.swc.tc">www.swc.tc</a> Dean/Director: Nola Ragan, RN, MSN	Full	HLC
<b>Southeast Technical College (STC)</b> Main Campus: Sioux Falls, SD Website: <a href="http://www.southeasttech.edu">www.southeasttech.edu</a> Dean/Director: Jaclyn Kramer, MSN, RN	Full	HLC ACEN
<b>Western Dakota Technical College (WDTCT)</b> Main Campus: Rapid City, SD Website: <a href="http://www.wdt.edu">www.wdt.edu</a> Dean/Director: Kristen Hybertson, MSN, RN	Full	HLC ACEN

Associate Degree RN (AD RN) Programs	SDBON Approval	National Accreditation
<b>Lake Area Technical College (LATC)</b> Main Campus: Watertown, SD Website: <a href="http://www.lakeareatech.edu">www.lakeareatech.edu</a> Dean/Director: Amber Schleusner, MS, RN	Full	HLC ACEN
<b>Dakota Wesleyan University (DWU)</b> Main Campus: Mitchell, SD Website: <a href="http://www.dwu.edu">www.dwu.edu</a> Dean/Director: Penny Tilton, DNP, MSN, RN	Interim	HLC
<b>Mitchell Technical College (MTC)</b> Main Campus: Mitchell, SD Website: <a href="http://www.mitchelltech.edu">www.mitchelltech.edu</a> Dean/Director: Carena Jarding, DNP, RN	Full	HLC
<b>Oglala Lakota College (OLC)</b> Main Campus: Pine Ridge, SD Website: <a href="http://www.olc.edu">www.olc.edu</a> Dean/Director: Robin White, MSN, RN	Full	HLC Commission for Nursing Education Accreditation (CNEA)
<b>Southeast Technical College (STC)</b> Main Campus: Sioux Falls, SD Website: <a href="http://www.southeasttech.edu">www.southeasttech.edu</a> Dean/Director: Jaclyn Kramer, MSN, RN	Full	HLC ACEN
<b>Western Dakota Technical College (WDTCT)</b> Main Campus: Rapid City, SD Website: <a href="http://www.wdt.edu">www.wdt.edu</a> Dean/Director: Kristen Hybertson, MSN, RN	Full	HCL ACEN

Baccalaureate Degree RN (BSN) Programs	SDBON Approval	National Accreditation
<b>Augustana University (AU)</b> Main Campus: Sioux Falls, SD Website: <a href="http://www.augie.edu">www.augie.edu</a> Dean/Director: Lynn White, PhD, RN, ACNS-BC	Full	HLC Commission on Collegiate Nursing Education (CCNE)
<b>Dakota Wesleyan University (DWU)</b> Main Campus: Mitchell, SD Website: <a href="http://www.dwu.edu">www.dwu.edu</a> Dean/Director: Penny Tilton, DNP, MSN, RN	Full	HLC CCNE

<b>Mount Marty University (MMU)</b> Main Campus: Yankton, SD Website: <a href="http://www.mountmarty.edu">www.mountmarty.edu</a> Dean/Director: Kathy Magorian, EdD, MSN, RN	Full	HLC CCNE
<b>Northern State University (NSU)</b> Main Campus: Aberdeen, SD Website: <a href="http://www.northern.edu">www.northern.edu</a> Dean/Director: Lyncee Monson, DNP, RN, CCRN	Interim	HLC
<b>South Dakota State University (SDSU)</b> Main Campus: Brookings, SD Website: <a href="http://www.sdstate.edu">www.sdstate.edu</a> Dean/Director: Mary Anne Krogh, PhD, APRN, CRNA, FAAN	Full	HLC CCNE
<b>University of Sioux Falls (USF)</b> Main Campus: Sioux Falls, SD Website: <a href="http://www.usiouxfalls.edu">www.usiouxfalls.edu</a> Dean/Director: Jessica Cherenegar, DNP, RN	Full	HLC CCNE
<b>University of South Dakota (USD)</b> Main Campus: Vermillion, SD Website: <a href="http://www.usd.edu">www.usd.edu</a> Dean/Director: Anne Pithan, DNP, RN, CMSRN, CNE	Full	HLC CCNE

Advanced Practice Master's Degree (MSN) Programs	National Accreditation
<b>Augustana University (AU)</b> Main Campus: Sioux Falls, SD Website: <a href="http://www.augie.edu">www.augie.edu</a> Dean/Director: Lynn White, PhD, RN, ACNS-BC	HLC CCNE
<b>Mount Marty University (MMU)</b> Main Campus: Yankton, SD Website: <a href="http://www.mountmarty.edu">www.mountmarty.edu</a> Dean/Director: Kathy Magorian, EdD, MSN, RN	HLC CCNE
<b>South Dakota State University (SDSU)</b> Main Campus: Brookings, SD Website: <a href="http://www.sdstate.edu">www.sdstate.edu</a> Dean/Director: Mary Anne Krogh, PhD, APRN, CRNA, FAAN	HLC CCNE

Advanced Practice Doctoral Degree Programs	National Accreditation
<b>Augustana University (AU)</b> Main Campus: Sioux Falls, SD Website: <a href="http://www.augie.edu">www.augie.edu</a> Dean/Director: Lynn White, PhD, RN, ACNS-BC	Pre-requisite Status
<b>Mount Marty University (MMU) Nurse Anesthesia Program</b> Main Campus: Sioux Falls, SD Website: <a href="http://www.mountmarty.edu">www.mountmarty.edu</a> Dean/Director: James Barnett, DNAP, CRNA (Interim Director)	HLC Council on Accreditation of Nurse Anesthesia Educational Programs (COA)

<b>South Dakota State University (SDSU)</b> Main Campus: Brookings, SD Website: <a href="http://www.sdstate.edu">www.sdstate.edu</a> Dean/Director: Mary Anne Krogh, PhD, APRN, CRNA, FAAN	HLC CCNE
<b>University of South Dakota (USD) Nurse Anesthesia Program</b> Main Campus: Vermillion, SD Website: <a href="http://www.usd.edu">www.usd.edu</a> Dean/Director: Shauna Rich Jacobson, DNAP, CRNA	HLC COA

## PRACTICAL NURSE EDUCATION PROGRAMS

### PN Education Curriculum

Required credit hours for graduation for South Dakota's practical nurse (PN) programs ranged between 45-63 credit hours. Each program's required course hours are shown in the tables below. Most clinical experiences for PN programs took place in practice settings and ranged between 52%-77% of total clinical time. The use of simulation technology ranged between 10%-33% of clinical time, while lab experiences ranged between 7%-18% of clinical time.

Credit Hours Required for Graduation	General and Support Courses	Nursing Theory and Clinical Courses	Total
Lake Area Technical College	13.5	32	45.5
Mitchell Technical College	16.5	36.5	53
Sinte Gleska University	28	35	63
Sisseton Wahpeton College	29	26	55
Southeast Technical College	19	28	47
Western Dakota Technical College	15	30	45

Clinical Experiences	Practice Setting Hours	Simulation Hours	Lab Hours	Total
Lake Area Technical College	472.75 (72%)	134.75 (21%)	45 (7%)	652.5 (100%)
Mitchell Technical College	302 (52%)	177 (30%)	106 (18%)	585 (100%)
Sinte Gleska University	368.5 (53%)	234.5 (33%)	98.5 (14%)	701.5 (100%)
Sisseton Wahpeton College	486 (72%)	120 (18%)	69 (10%)	675 (100%)
Southeast Technical College	420 (68%)	96 (16%)	96 (16%)	612 (100%)
Western Dakota Technical College	384 (77%)	48 (10%)	64 (13%)	496 (100%)

### PN Program Capacity

PN programs had 432 seats available with 343 new students enrolled in the 2024 reporting period.

PN Program Capacity	Seats Available for New Students	Number of Accepted Applicants	Number of New Students Enrolled
Lake Area Technical College	124	137	105
Mitchell Technical College	36	33	20
Sinte Gleska University	12	7	7
Sisseton Wahpeton College	16	3	3
Southeast Technical College	168	246	150
Western Dakota Technical College	76	59	58
<b>Total:</b>	<b>432</b>	<b>485</b>	<b>343</b>

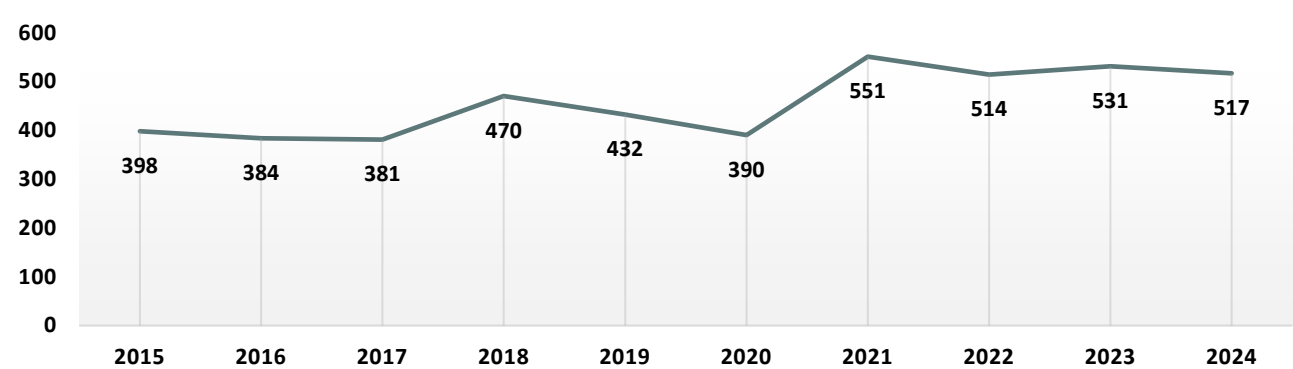


PN Enrollment

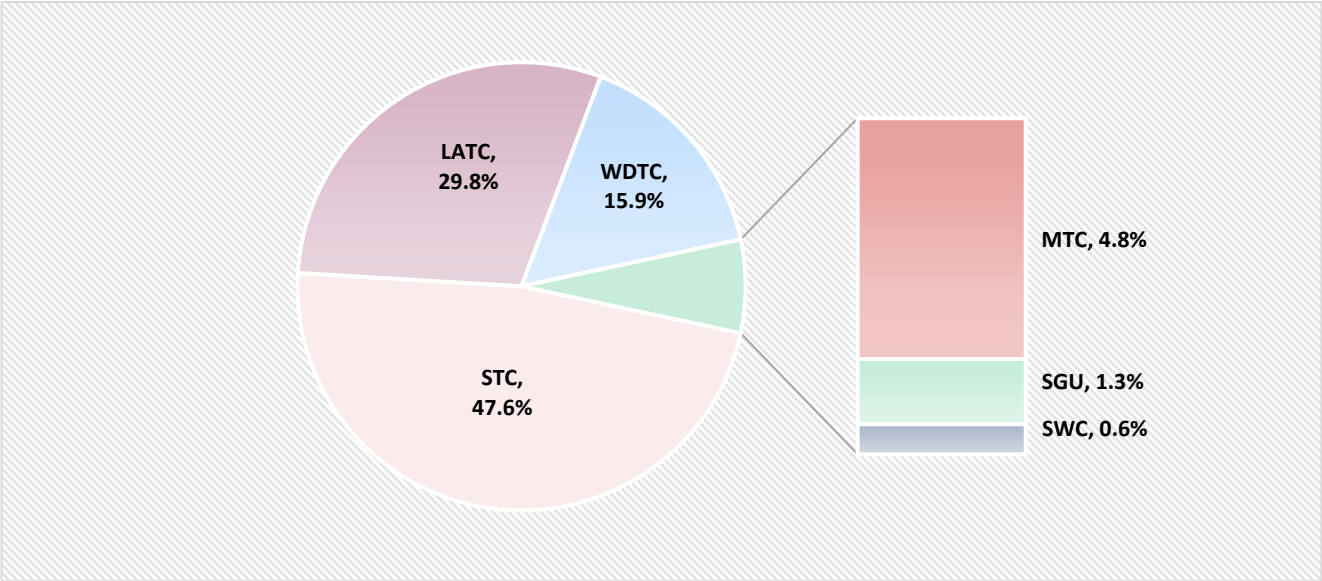
Total student enrollment is shown in the following table. Total enrollment for new and continuing students in 2024 was 517 students, a decrease of 14 students from 2023. Trends in student enrollment rates from 2015 to 2024 are shown in the line chart for historical comparison.

PN Program Enrollment	2024		2023	2023-2024	
	Total Students	% Total Students	Total Students	Difference	% Change
Lake Area Technical College	154	29.8%	169	-15	-9.7%
Mitchell Technical College	25	4.8%	30	-5	-16.7%
Sinte Gleska University	7	1.3%	6	1	16.7%
Sisseton Wahpeton College	3	0.6%	2	1	50.0%
Southeast Technical College	246	47.6%	246	0	0.0%
Western Dakota Technical College	82	15.9%	78	4	5.1%
Total:	517	100.0%	531	-14	2.6%

Trends in Total PN Student Enrollment



Percent of PN Students Enrolled by Program



## Characteristics of PN Students

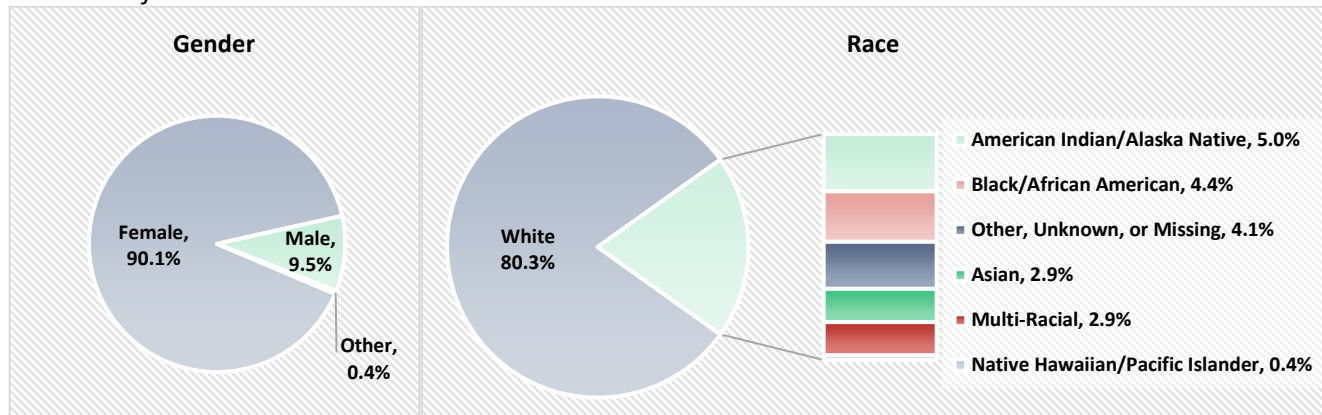
**PN Student Gender:** The majority of PN students were female as consistent with previous years.

Student Gender	Female	Male	Other, Unknown, or Missing	Total Students
Lake Area Technical College	134	20	0	154
Mitchell Technical College	22	2	1	25
Sinte Gleska University	7	0	0	7
Sisseton Wahpeton College	3	0	0	3
Southeast Technical College	224	22	0	246
Western Dakota Technical College	76	5	1	82
<b>Total:</b>	<b>466</b>	<b>49</b>	<b>2</b>	<b>517</b>
<b>Percent:</b>	<b>90.1%</b>	<b>9.5%</b>	<b>0.4%</b>	<b>100.0%</b>

**PN Student Race and Ethnicity:** Consistent with previous reports most students were White, 80.3%. Most students were not of Hispanic, Latino, or Spanish origin.

Student Race	American Indian /Alaska Native	Asian	Black / African American	Native Hawaiian / Pacific Islander	White	Multi-Racial	Other, Unknown, or Missing	Total Students
Lake Area Technical College	2	4	10	0	138	0	0	154
Mitchell Technical College	2	3	0	0	20	0	0	25
Sinte Gleska University	5	1	0	0	0	1	0	7
Sisseton Wahpeton College	3	0	0	0	0	0	0	3
Southeast Technical College	5	5	13	1	191	10	21	246
Western Dakota Technical College	9	2	0	1	66	4	0	82
<b>Total:</b>	<b>26</b>	<b>15</b>	<b>23</b>	<b>2</b>	<b>415</b>	<b>15</b>	<b>21</b>	<b>517</b>
<b>Percent:</b>	<b>5.0%</b>	<b>2.9%</b>	<b>4.4%</b>	<b>0.4%</b>	<b>80.3%</b>	<b>2.9%</b>	<b>4.1%</b>	<b>100.0%</b>

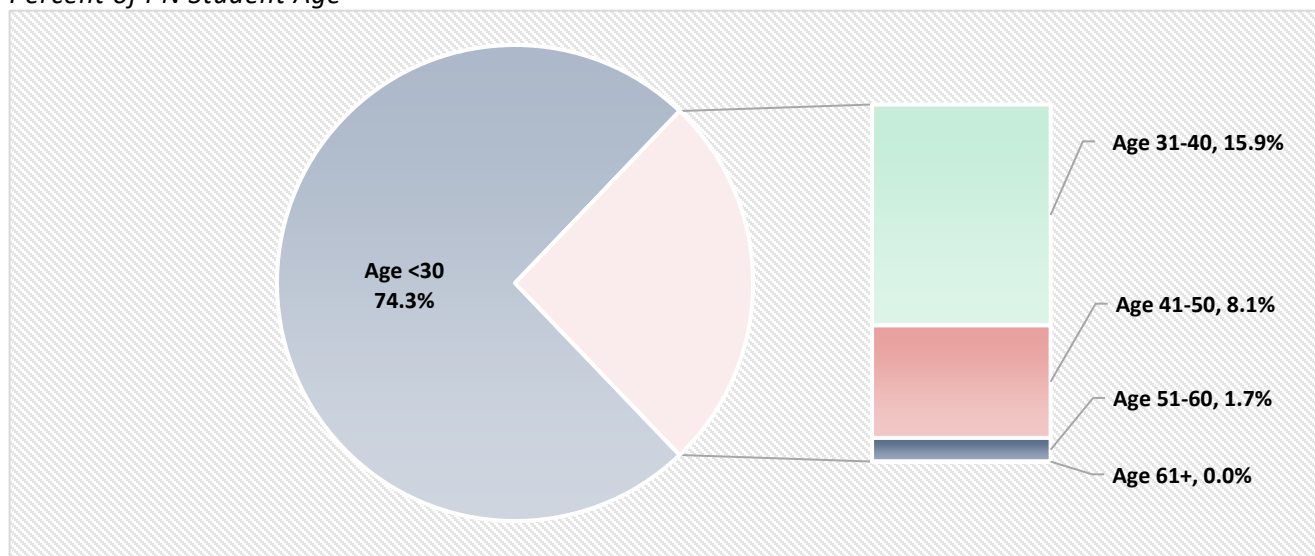
Percent of PN Student Gender and Race



**PN Student Age:** The PN student age distribution is shown below in the table and graph.

Student Age	≤ 30	31-40	41-50	51-60	61+	Total
Lake Area Technical College	111	24	15	4	0	154
Mitchell Technical College	24	0	1	0	0	25
Sinte Gleska University	3	4	0	0	0	7
Sisseton Wahpeton College	3	0	0	0	0	3
Southeast Technical College	193	40	9	4	0	246
Western Dakota Technical College	50	14	17	1	0	82
<b>Total:</b>	<b>384</b>	<b>82</b>	<b>42</b>	<b>9</b>	<b>0</b>	<b>517</b>
<b>Percent:</b>	<b>74.3</b>	<b>15.9</b>	<b>8.1</b>	<b>1.7</b>	<b>0</b>	<b>100.0%</b>

*Percent of PN Student Age*

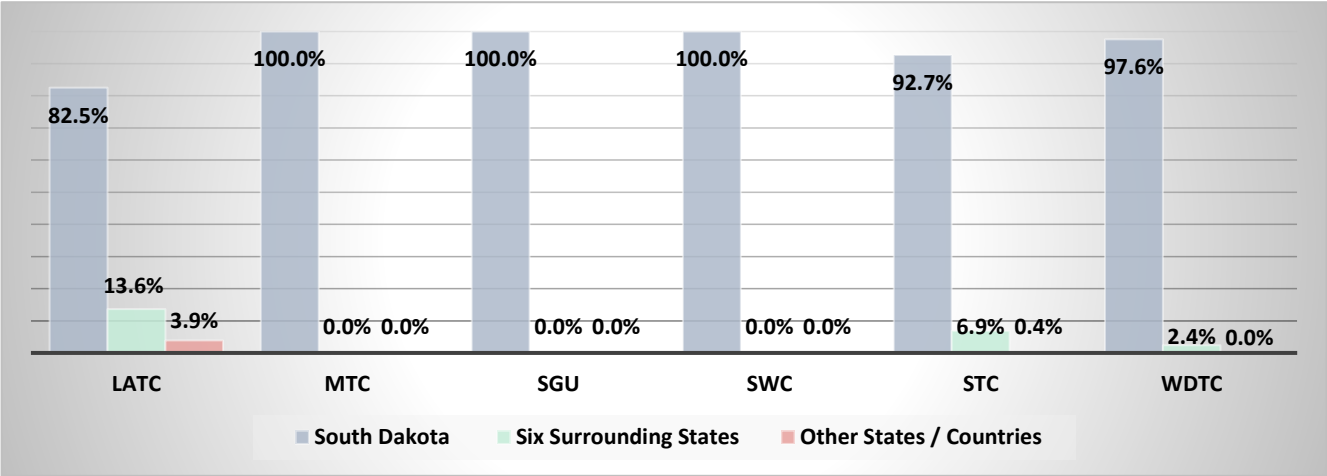


**PN Student State of Residence:** The primary state of residences of PN students is shown below.

Student State of Residence	South Dakota		Six Surrounding States <sup>1</sup>		Other States or Countries		Total
	Number	Percent	Number	Percent	Number	Percent	Number
Lake Area Technical College	127	82.5%	21	13.6%	6	3.9%	154
Mitchell Technical College	25	100.0%	0	0.0%	0	0.0%	25
Sinte Gleska University	7	100.0%	0	0.0%	0	0.0%	7
Sisseton Wahpeton College	3	100.0%	0	0.0%	0	0.0%	3
Southeast Technical College	228	92.7%	17	6.9%	1	0.4%	246
Western Dakota Technical College	80	97.6%	2	2.4%	0	0.0%	82
<b>Total:</b>	<b>470</b>	<b>90.9%</b>	<b>40</b>	<b>7.7%</b>	<b>7</b>	<b>1.4%</b>	<b>517</b>

<sup>1</sup> Iowa, Montana, Minnesota, Nebraska, North Dakota, Wyoming

PN Student State of Residence



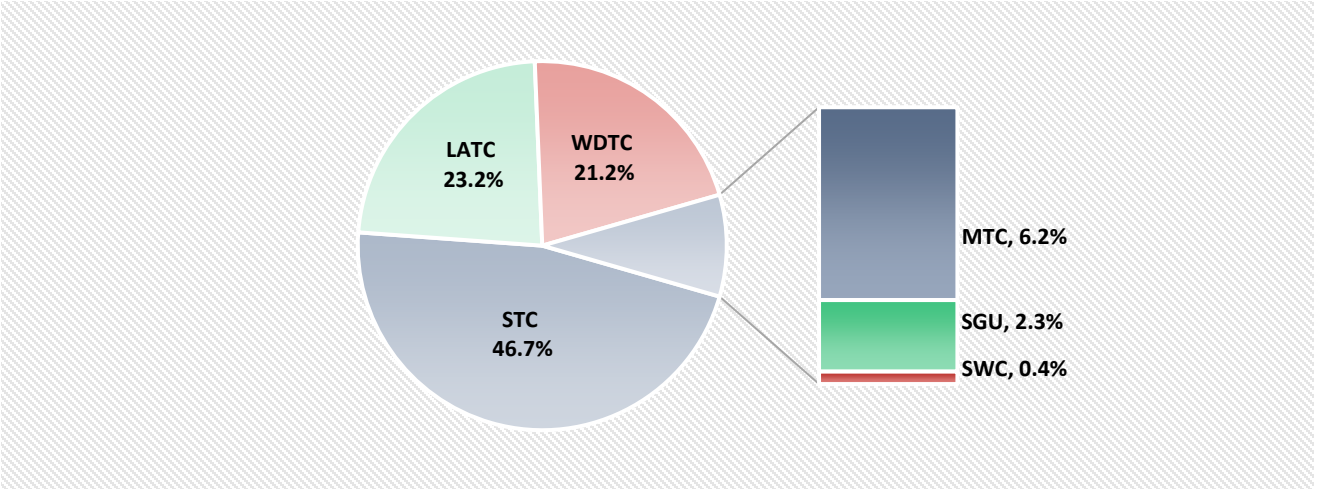
<sup>1</sup> Iowa, Montana, Minnesota, Nebraska, North Dakota, Wyoming

Characteristics of PN Graduates

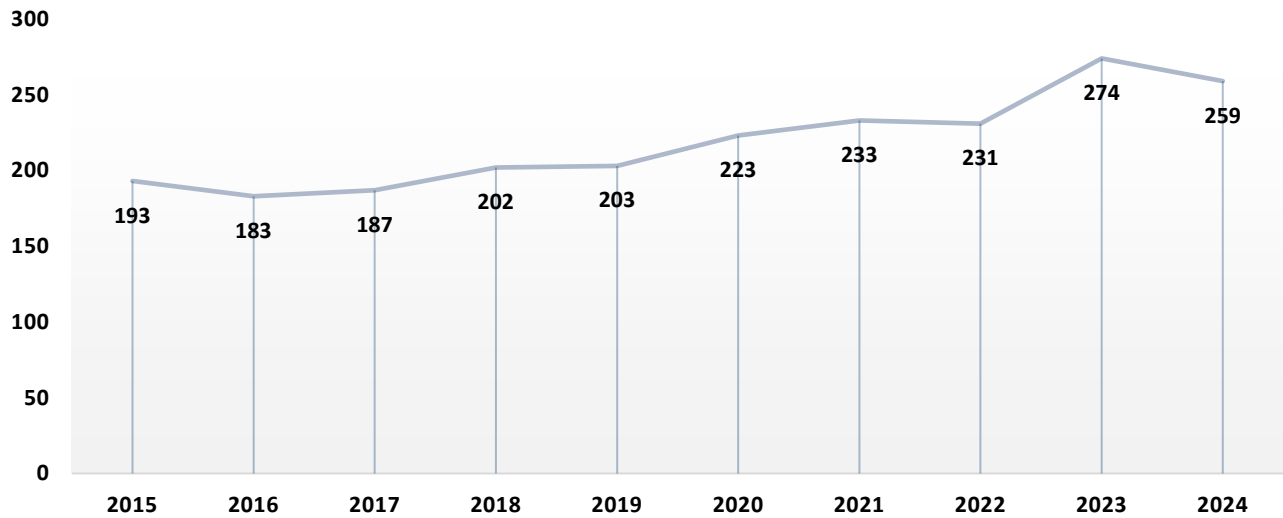
As shown in the following table, during the 2024 reporting period a total of 259 students graduated from PN programs, a decrease of 15 students (5.5%) from 2023. The percentage of PN graduates produced by the programs is shown in the pie chart. Graduation rates from 2015 to 2024 are shown in the line chart for historical comparison.

PN Graduates	2024		2023	2023-2024	
	Graduates	%	Number	Difference	% Change
Lake Area Technical College	60	23.2%	79	-19	-24.1%
Mitchell Technical College	16	6.2%	18	-2	-11.1%
Sinte Gleska University	6	2.3%	4	2	50.0%
Sisseton Wahpeton College	1	0.4%	1	0	0.0%
Southeast Technical College	121	46.7%	116	5	4.3%
Western Dakota Technical College	55	21.2%	56	-1	-1.8%
Total:	259	100.0%	274	-15	-5.5%

Percent of PN Graduates Produced by Program



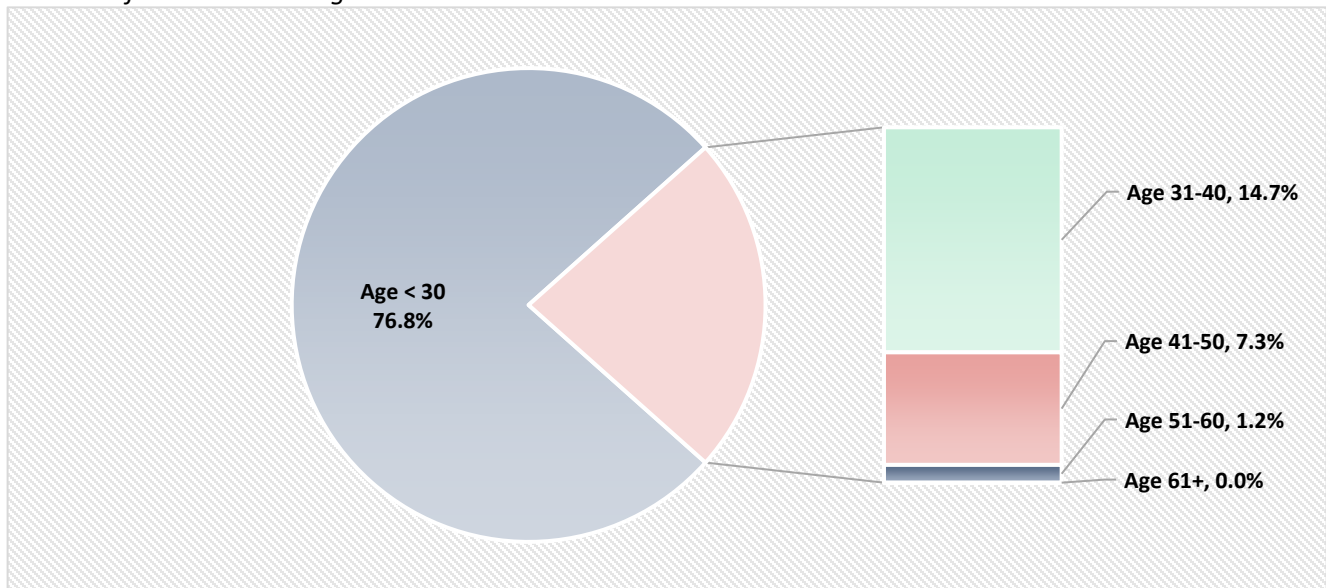
### Trends in PN Graduates



**PN Graduate Age:** The age distribution of PN graduates is shown below.

Graduate Age	≤ 30	31-40	41-50	51-60	61+	Total
Lake Area Technical College	44	11	4	1	0	60
Mitchell Technical College	15	0	1	0	0	16
Sinte Gleska University	3	3	0	0	0	6
Sisseton Wahpeton College	1	0	0	0	0	1
Southeast Technical College	102	15	4	0	0	121
Western Dakota Technical College	34	9	10	2	0	55
<b>Total:</b>	<b>199</b>	<b>38</b>	<b>19</b>	<b>3</b>	<b>0</b>	<b>259</b>

### Percent of PN Graduate Age

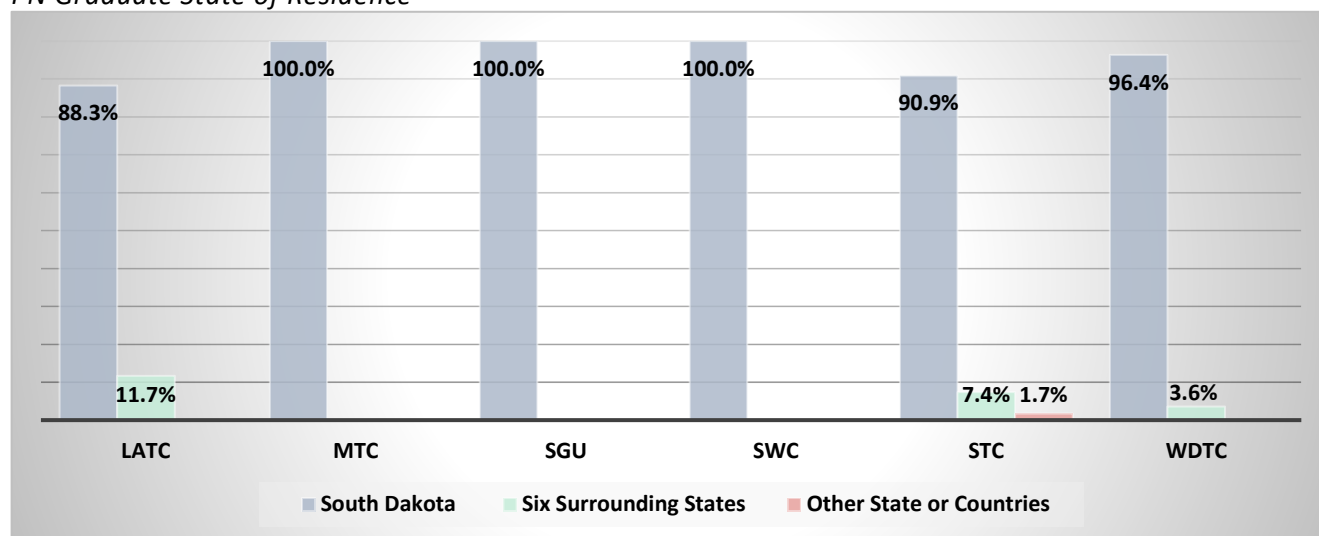


**PN Graduate State of Residence:** The primary state of residence of PN graduates is shown below.

Graduate State of Residence	South Dakota		Six Surrounding States <sup>1</sup>		Other States or Countries		Total
	Number	Percent	Number	Percent	Number	Percent	Number
Lake Area Technical College	53	88.3%	7	11.7%	0	0.0%	60
Mitchell Technical College	16	100.0%	0	0.0%	0	0.0%	16
Sinte Gleska University	6	100.0%	0	0.0%	0	0.0%	6
Sisseton Wahpeton College	1	100.0%	0	0.0%	0	0.0%	1
Southeast Technical College	110	90.9%	9	7.4%	2	1.7%	121
Western Dakota Technical College	53	96.4%	2	3.6%	0	0.0%	55
<b>Total:</b>	<b>239</b>	<b>92.3%</b>	<b>18</b>	<b>6.9%</b>	<b>2</b>	<b>0.8%</b>	<b>259</b>

<sup>1</sup> Iowa, Montana, Minnesota, Nebraska, North Dakota, Wyoming

*PN Graduate State of Residence*



<sup>1</sup> Iowa, Montana, Minnesota, Nebraska, North Dakota, Wyoming

## NCLEX–PN® Examination Results

Graduates' results on the National Council Licensure Examination (NCLEX-PN®) from January-December 2024 are shown in the table. Pass rates are evaluated by the SD Board of Nursing for ongoing approval of a program using measuring periods as defined in ARSD 20:48:07:47. A measuring period commences on January 1 of each calendar year and continues until December 31 of that year in which the number of first-time writers since the start of that measuring period equals or exceeds 21. Measuring periods for programs with fewer than 21 test writers in one calendar year can extend over more than one year until 21 is reached. The pass rate for all first-time test writers in SD in 2024 was 95.33% and the national pass rate was 88.38%. Pass rates from 2015 to 2024 are shown in the bar chart for historical comparison.

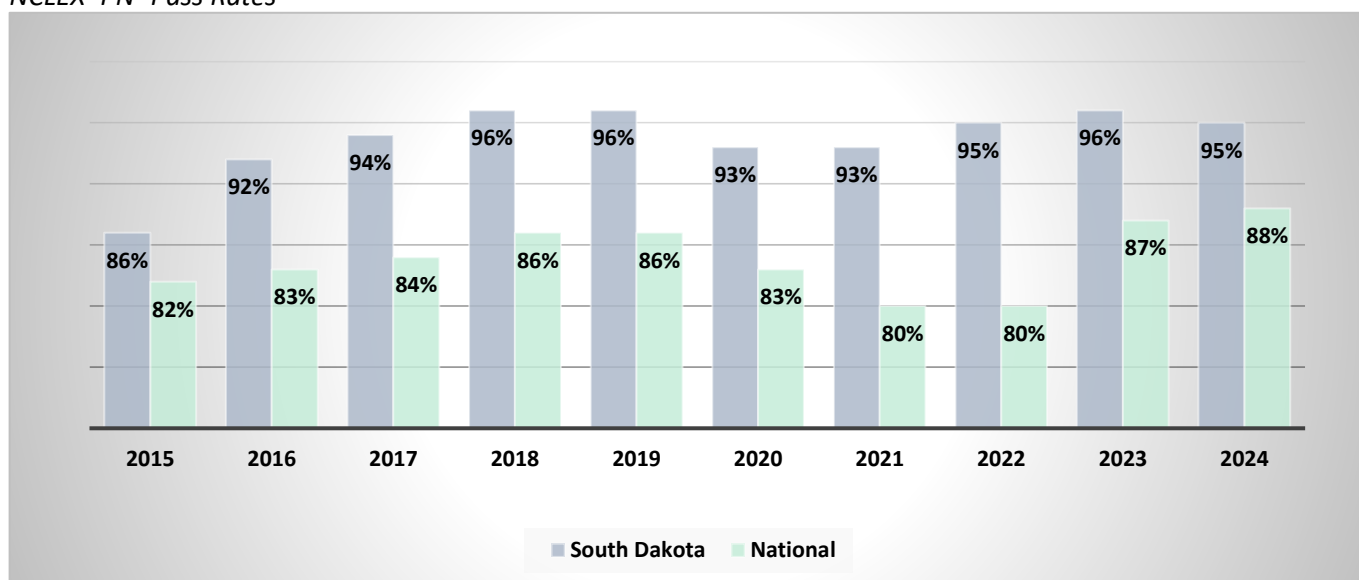
## 2024 NCLEX-PN Results

2024 NCLEX-PN Results	# Delivered	# Passed	# Failed	2024 Pass Rate
Lake Area Technical College	55	53	2	96.36%
Mitchell Technical College	16	16	0	*
Sinte Gleska University	6	4	2	*
Sisseton Wahpeton College	2	1	1	*
Southeast Technical College	122	118	4	96.72%
Western Dakota Technical College	55	52	3	94.55%
LPN Licensure by Equivalency <sup>1</sup>	1	1	0	*
<b>South Dakota Total:</b>	<b>257</b>	<b>245</b>	<b>12</b>	<b>95.3%</b>

<sup>1</sup> SD law allows licensure as an LPN by equivalency of education, if an individual: 1) Successfully completed an RN program but was unable to pass the NCLEX-RN® or 2) Partially completed an RN program but was unable to progress (restrictions apply).

\* Pass rate to be determined upon reaching or exceeding an N of 21 graduates.

## NCLEX-PN® Pass Rates

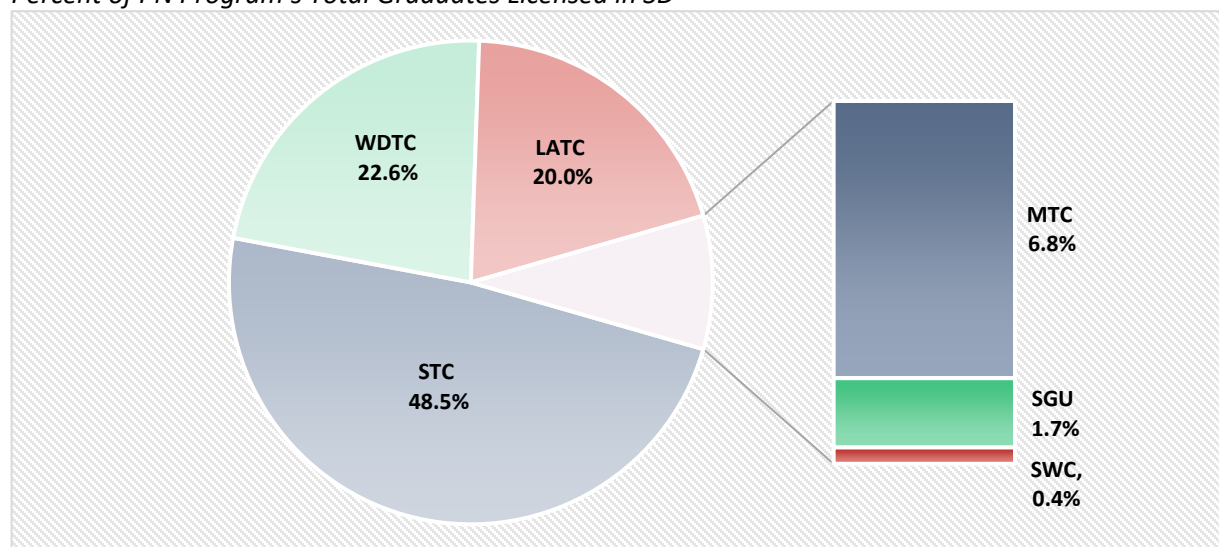


## Graduates Licensed as LPNs in South Dakota

The number of graduates licensed by NCLEX-PN® examination in SD from January 1 to December 31, 2024 is listed in the following table. In 2024, 90.7% of PN graduates produced by SD's programs were licensed in SD.

PN Graduates Licensed into SD	Graduates Produced	Graduates Licensed in SD	Percent of Total Graduates Licensed in SD
Lake Area Technical College	60	47 (78.3%)	20.0%
Mitchell Technical College	16	16 (100.0%)	6.8%
Sinte Gleska University	6	4 (66.7%)	1.7%
Sisseton Wahpeton College	1	1 (100.0%)	0.4%
Southeast Technical College	121	114 (94.2%)	48.5%
Western Dakota Technical College	55	53 (96.4%)	22.6%
<b>Total:</b>	<b>259</b>	<b>235 (90.7%)</b>	<b>100.0%</b>

*Percent of PN Program's Total Graduates Licensed in SD*



## PN Faculty

**Employment Status:** Respondents were asked to identify the number of full-time, part-time, and clinical adjunct PN nursing education faculty employed by their program. Full-time faculty are expected to work 40 hours per week and are responsible for teaching, participating in curriculum development, holding office hours for student advisement, attending faculty meetings, participating in campus-wide events, pursuing scholarly activities, and attending professional development events. Part-time faculty work less than 40 hours per week and are responsible for teaching, collaborating with other faculty, and maintaining availability to students. Clinical adjunct faculty provide clinical teaching under the direction of full-time and part-time faculty.

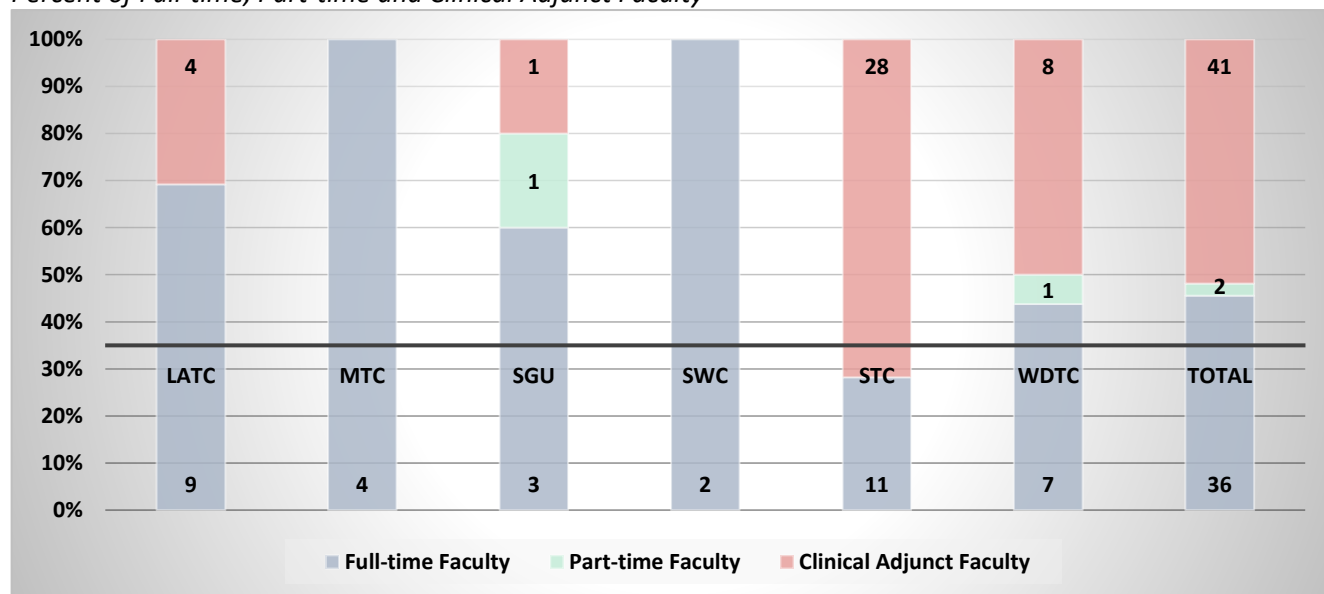
PN Faculty	Full-time	Part-time	Clinical Adjunct Faculty	Total Faculty
Lake Area Technical College	9	0	4	13
Mitchell Technical College	4	0	0	4
Sinte Gleska University	3	1	1	5
Sisseton Wahpeton College	2	0	0	2
Southeast Technical College	11	0	28	39
Western Dakota Technical College	7	1	8	16
<b>Total:</b>	<b>36</b>	<b>2</b>	<b>41</b>	<b>79</b>
<b>Percent:</b>	<b>45.6%</b>	<b>2.5%</b>	<b>51.9%</b>	<b>100.0%</b>

**Vacancies:** As of September 2024, there was 1 full-time and 1 part-time faculty vacancy reported in PN programs.



**National Faculty Quality Indicator:** According to the *NCSBN Nursing Education Approval Guidelines* (2020), one indicator of a quality nursing program is, at a minimum, having 35% of the total faculty (full-time, part-time, and clinical adjunct faculty) employed full-time by the institution. Most practical nursing programs in South Dakota meet this requirement as shown by the benchmark line in the graph below. Guidelines retrieved from: [https://www.ncsbn.org/public-files/Guidelines\\_for\\_Prelicensure\\_Nursing\\_Program\\_Approval\\_FINAL.pdf](https://www.ncsbn.org/public-files/Guidelines_for_Prelicensure_Nursing_Program_Approval_FINAL.pdf)

*Percent of Full-time, Part-time and Clinical Adjunct Faculty*



## PN Faculty Characteristics

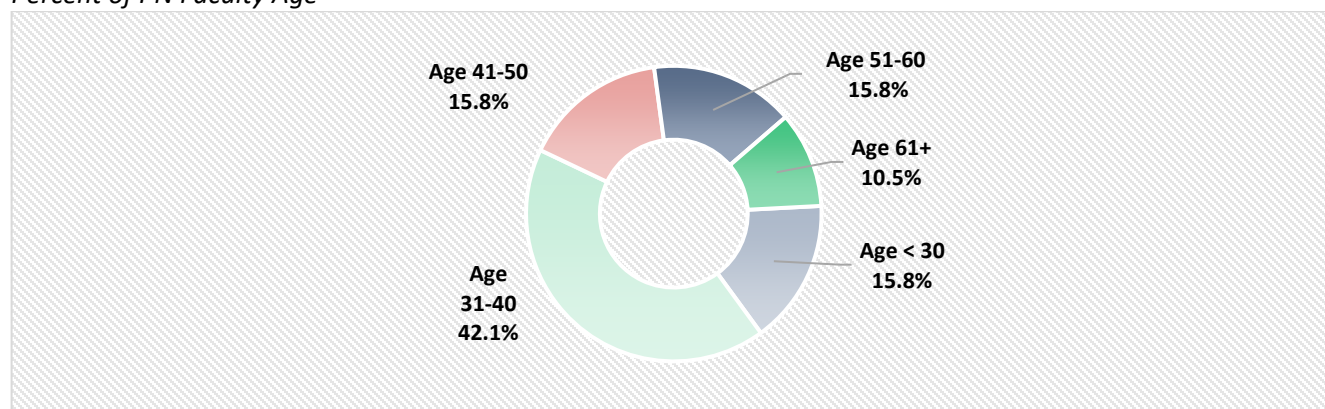
**PN Faculty Gender:** Of the 38 full-time and part-time RN faculty, 36 (94.7%) were female and 2 (5.3) were male.

**PN Faculty Pursuing Advanced Nursing Degree:** Nine (23.7%) of the 38 full-time and part-time PN faculty were pursuing an advanced nursing degree in 2024.

**PN Faculty Age and Academic Preparation:** As shown on the table and graph, the majority, 57.9%, of PN faculty who were full-time or part-time were 40 years old or younger. Of the nursing faculty holding a graduate degree, 5 (13.1%) were 51 years and older.

Age and Academic Preparation	≤ 30	31-40	41-50	51-60	61+	Total
Doctor of Nursing Practice	0	0	1	0	0	1
Master's in Nursing	4	10	4	3	2	23
Bachelor's in Nursing	2	5	1	2	2	12
Associate Degree in Nursing	0	1	0	1	0	2
<b>Total:</b>	<b>6</b>	<b>16</b>	<b>6</b>	<b>6</b>	<b>4</b>	<b>38</b>
<b>Percent:</b>	<b>15.8%</b>	<b>42.1%</b>	<b>15.8%</b>	<b>15.8%</b>	<b>10.5%</b>	<b>100.0%</b>

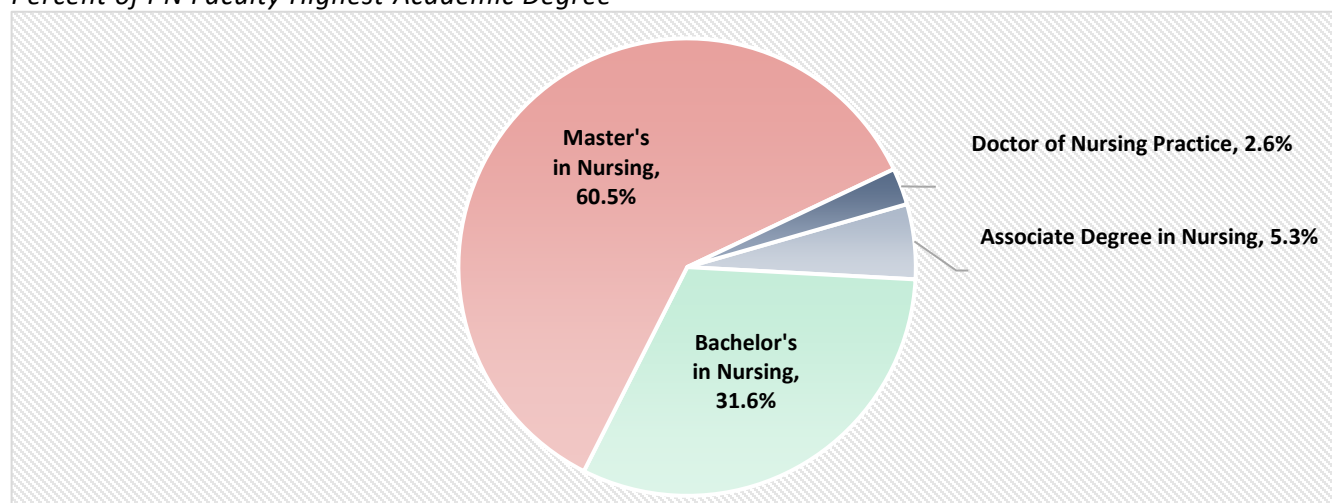
### Percent of PN Faculty Age



**Highest Academic Achievement of PN Faculty by Program:** The highest academic degree achieved by full-time and part-time PN faculty is shown in the table. The majority, 60.5%, hold a Master's degree in nursing.

Highest Academic Achievement By Program	Associate Degree in Nursing	Bachelor's in Nursing	Master's in Nursing	Doctor of Nursing Practice	Total Full-time & Part-time Faculty
Lake Area Technical College	0	3	6	0	9
Mitchell Technical College	0	0	3	1	4
Sinte Gleska University	2	0	2	0	4
Sisseton Wahpeton College	0	0	2	0	2
Southeast Technical College	0	4	7	0	11
Western Dakota Technical College	0	5	3	0	8
<b>Total:</b>	<b>2</b>	<b>12</b>	<b>23</b>	<b>1</b>	<b>38</b>
<b>Percent:</b>	<b>5.3%</b>	<b>31.6%</b>	<b>60.5%</b>	<b>2.6%</b>	<b>100.0%</b>

### Percent of PN Faculty Highest Academic Degree



## REGISTERED NURSE EDUCATION PROGRAMS

### RN Education Curriculum

Course hours required for graduation from all RN programs are shown in the table below.

Credit Hours Required for Graduation	General and Support Courses	Nursing Theory and Clinical Courses	Credits from Previous Nursing Diploma/Degree	Total
<b>ASSOCIATE DEGREE RN PROGRAMS</b>				
Lake Area Technical College <sup>1</sup>	18	23	LPN – 45.5	<b>86.5</b>
Mitchell Technical College <sup>1</sup>	26	30	Not Reported	<b>56</b>
Oglala Lakota College	30	41	N/A	<b>71</b>
Southeast Technical College <sup>1</sup>	18	24	Not Reported	<b>42</b>
Western Dakota Technical College <sup>1</sup>	17	24	Not Reported	<b>41</b>
<b>BACCALAUREATE RN PROGRAMS</b>				
Augustana University				
• Generic & Accelerated BSN	74	50	N/A	<b>124</b>
Dakota Wesleyan University				
• Generic BSN	62	59	N/A	<b>121</b>
• LPN to BSN	39	54	LPN - 30	<b>123</b>
Mount Marty University				
• Generic BSN	64	64	N/A	<b>128</b>
• LPN to BSN	62	66	Not Reported	<b>128</b>
• RN to BSN	63	65	Not Reported	<b>128</b>
South Dakota State University				
• Generic & Accelerated BSN	58	62	N/A	<b>120</b>
• RN to BSN	50	24	AD RN – 46	<b>120</b>
University of Sioux Falls				
• Generic BSN	63	57	N/A	<b>120</b>
• Accelerated BSN	32	57	Conferred Degree Required	<b>89</b>
University of South Dakota				
• Generic BSN	61	59	N/A	<b>120</b>
• LPN to BSN	62	51	LPN – Up to 7	<b>120</b>
• RN to BSN	58	27	AD RN – 35	<b>120</b>

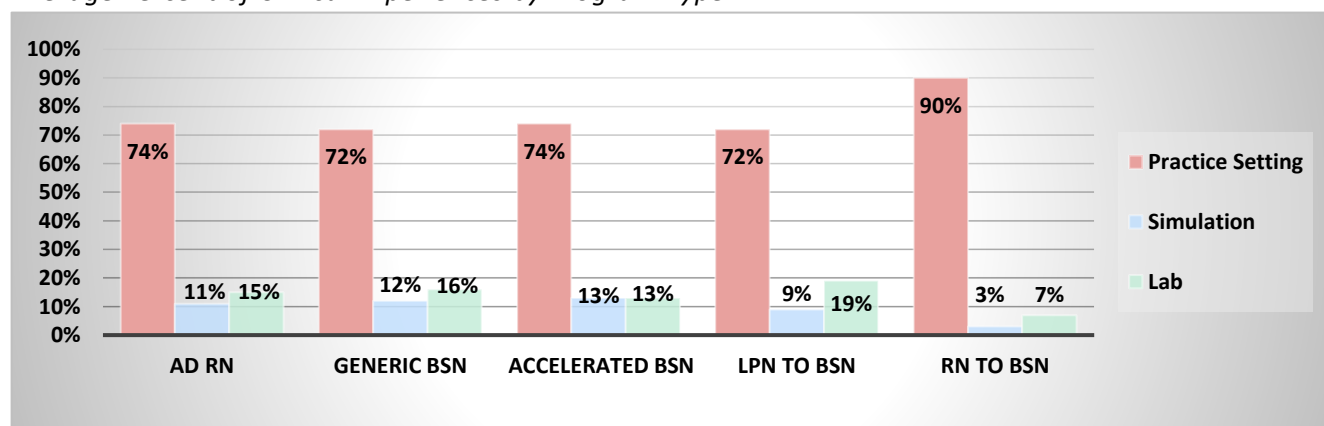
<sup>1</sup> LPN to AD RN Program

A breakdown of the hours spent in clinical experiences by practice settings, simulation, and lab are shown in the following table and chart. RN programs used practice settings to fulfill most clinical hour requirements. The use of simulation as a replacement for clinical hours was well below “up to 50% of clinical time” as allowed in ARSD 20:48:07:50. Time spent in lab experiences was minimal for most programs.

Clinical Experiences	Practice Setting Hours	Simulation Hours	Lab Hours	Total
<b>ASSOCIATE DEGREE RN PROGRAMS</b>				
Lake Area Technical College <sup>1</sup>	331.5 (80%)	74 (18%)	7.5 (2%)	<b>413 (100%)</b>
Mitchell Technical College <sup>1</sup>	239 (59%)	62 (15%)	104 (26%)	<b>405 (100%)</b>
Oglala Lakota College	341 (78%)	24 (6%)	70 (16%)	<b>435 (100%)</b>
Southeast Technical College <sup>1</sup>	248 (76%)	40 (12%)	40 (12%)	<b>328 (100%)</b>
Western Dakota Technical College <sup>1</sup>	240 (74%)	20 (6%)	64 (20%)	<b>324 (100%)</b>
<b>BACCALAUREATE RN PROGRAMS</b>				
Augustana University				
• Generic BSN	464 (74%)	67 (10%)	99 (16%)	<b>630 (100%)</b>
• Accelerated BSN	464 (74%)	67 (10%)	99 (16%)	<b>630 (100%)</b>
Dakota Wesleyan University				
• Generic BSN	393.5 (70%)	56.5 (10%)	112.5 (20%)	<b>562.5 (100%)</b>
• LPN to BSN	281.5 (73%)	18.5 (5%)	84.5 (22%)	<b>384.5 (100%)</b>
Mount Marty University				
• Generic BSN	701 (71%)	76 (8%)	213 (21%)	<b>990 (100%)</b>
• LPN to BSN	701 (71%)	76 (8%)	213 (21%)	<b>990 (100%)</b>
• RN to BSN	701 (71%)	76 (8%)	213 (21%)	<b>990 (100%)</b>
South Dakota State University				
• Generic BSN	576 (65%)	189 (21%)	120 (14%)	<b>885 (100%)</b>
• Accelerated BSN	576 (65%)	189 (21%)	120 (14%)	<b>885 (100%)</b>
• RN to BSN	90 (100%)	0 (0%)	0 (0%)	<b>90 (100%)</b>
University of Sioux Falls				
• Generic BSN	489 (83%)	38 (7%)	60 (10%)	<b>587 (100%)</b>
• Accelerated BSN	489 (83%)	38 (7%)	60 (10%)	<b>587 (100%)</b>
University of South Dakota				
• Generic BSN	644 (72%)	140 (15%)	116 (13%)	<b>900 (100%)</b>
• LPN to BSN	644 (72%)	140 (15%)	116 (13%)	<b>900 (100%)</b>
• RN to BSN	225 (100%)	0 (0%)	0 (0%)	<b>225 (100%)</b>

<sup>1</sup> LPN to AD RN Program

*Average Percent of Clinical Experiences by Program Type*



## RN Prelicensure Program Capacity

There were 1,331 seats (283 AD RN and 1048 baccalaureate) available in South Dakota's prelicensure RN programs with 842 new students (223 AD RN and 619 baccalaureate) enrolled in the 2024 reporting period. There were 489 prelicensure RN seats left unfilled or 36.7%, compared to 30.7% unfilled seats in 2023.

RN Program Capacity	Seats Available for New Students	Number of Accepted Applicants	Number of New Students Enrolled
<b>ASSOCIATE DEGREE RN PROGRAMS</b>			
Lake Area Technical College	55	62	53
Mitchell Technical College	30	33	27
Oglala Lakota College	20	14	14
Southeast Technical College	130	120	95
Western Dakota Technical College	48	35	34
<b>Total:</b>	<b>283</b>	<b>264</b>	<b>223</b>
<b>BACCALAUREATE RN PROGRAMS</b>			
Augustana University	88	80	71
Dakota Wesleyan University	72	39	39
Mount Marty University	40	24	24
South Dakota State University	512	357	321
University of Sioux Falls	80	36	29
University of South Dakota	256	139	135
<b>Total:</b>	<b>1,048</b>	<b>675</b>	<b>619</b>
<b>Associate and Baccalaureate RN Total:</b>	<b>1,331</b>	<b>939</b>	<b>842</b>

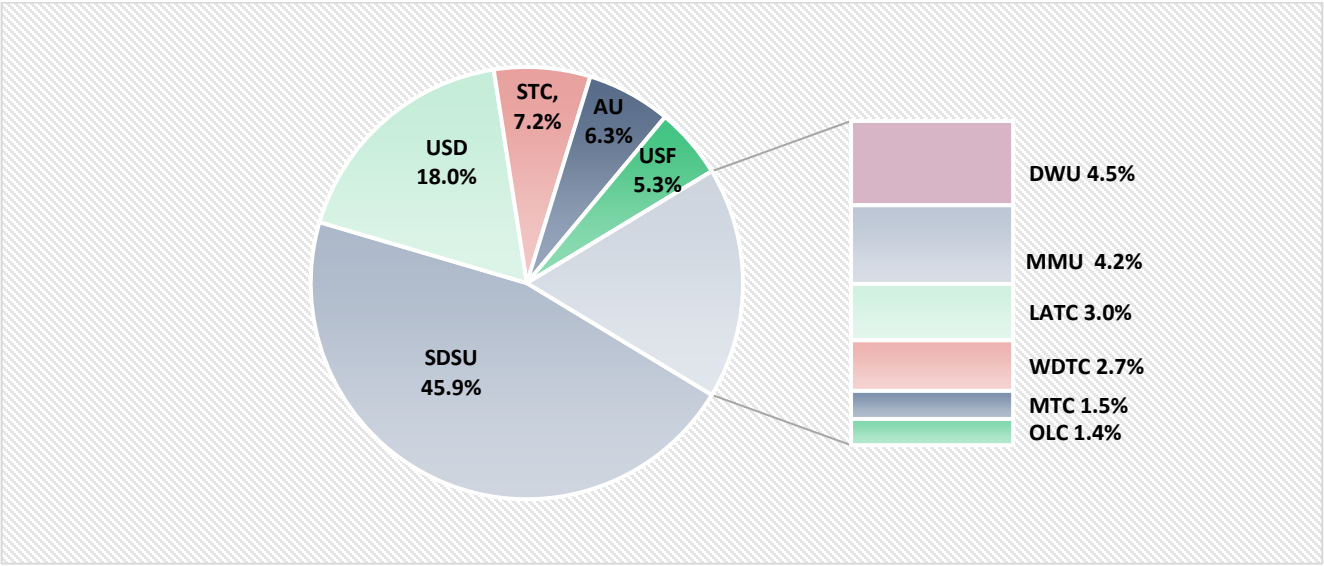
## RN Student Enrollment

There were 1,808 new and continuing students enrolled in RN programs in 2024, an increase of 4.3% from 2023. In 2024, enrollment in AD RN programs increased by 12.6% and baccalaureate enrollment increased by 2.8%.

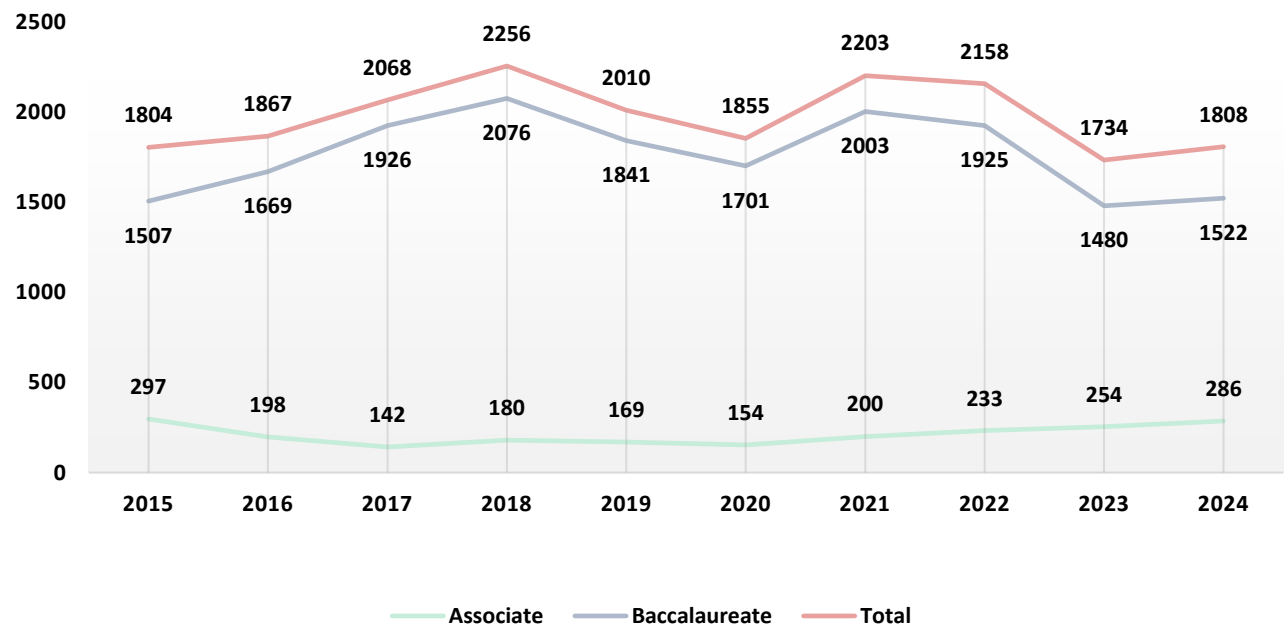
RN Student Enrollment	2024		2023	2023-2024	
	Total Students	% Total Students	Total Students	Difference	% Change
<b>ASSOCIATE DEGREE RN PROGRAMS</b>					
Lake Area Technical College	54	3.0%	54	0	0.0%
Mitchell Technical College	28	1.5%	25	3	12.0%
Oglala Lakota College	26	1.4%	34	-8	-23.5%
Southeast Technical College	130	7.2%	95	35	36.8%
Western Dakota Technical College	48	2.7%	46	2	4.3%
<b>Total:</b>	<b>286</b>	<b>15.8%</b>	<b>254</b>	<b>32</b>	<b>12.6%</b>
<b>BACCALAUREATE RN PROGRAMS</b>					
Augustana University	114	6.3%	112	2	1.8%
Dakota Wesleyan University	82	4.5%	83	-1	-1.2%
Mount Marty University	76	4.2%	53	23	43.4%
South Dakota State University	830	45.9%	750	80	10.7%
University of Sioux Falls	95	5.3%	128	-33	-25.8%
University of South Dakota	325	18.0%	354	-29	-8.2%
<b>Total:</b>	<b>1,522</b>	<b>84.2%</b>	<b>1,480</b>	<b>42</b>	<b>2.8%</b>
<b>Associate and Baccalaureate RN Total:</b>	<b>1,808</b>	<b>100.0%</b>	<b>1,734</b>	<b>74</b>	<b>4.3%</b>

Percent of total associate and baccalaureate student enrollment is shown in the pie chart. Trends in student enrollment rates from 2015 to 2024 are shown in the line chart for historical comparison.

*Total RN Associate and Baccalaureate Student Enrollment*



*Trends in RN Student Enrollment*



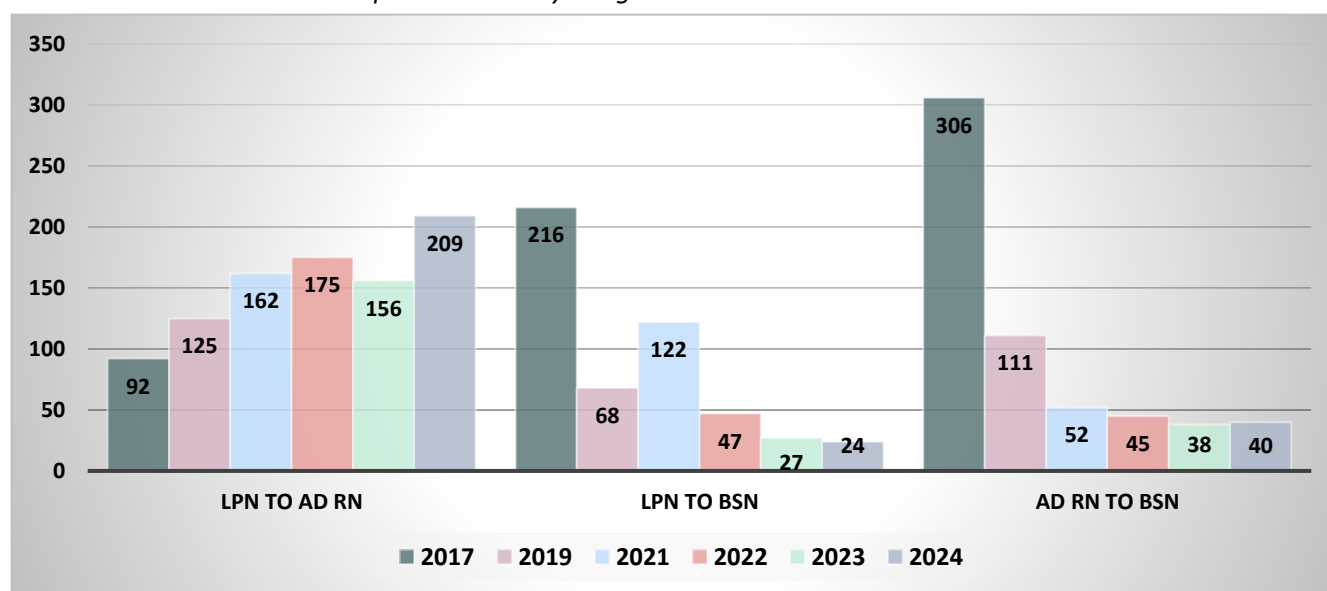
## RN Upward Mobility Program Enrollment

The following table includes information on LPNs and AD RNs who were newly enrolled in RN upward mobility programs. There were 233 LPNs enrolled in AD RN or baccalaureate RN upward mobility programs in 2024, 53 more, or an increase of 27.3% from 2023. There were 40 RNs enrolled in baccalaureate upward mobility nursing programs in 2024, 2 more, or an increase of 5.3% from 2023. The chart below shows trends from 2017-2024.

Enrollment in RN Upward Mobility Programs	2023 – 2024			
	2024	2023	Difference	% Change
<b>LPN Enrollment in Associate Degree RN Programs<sup>1</sup></b>				
Lake Area Technical College	53	53	0	0.0%
Mitchell Technical College	27	25	2	8.0%
Southeast Technical College	95	42	53	126.3%
Western Dakota Technical College	34	36	-2	5.6%
<b>Total:</b>	<b>209</b>	<b>156</b>	<b>53</b>	<b>34.0%</b>
<b>LPN Enrollment in Baccalaureate RN Programs<sup>1</sup></b>				
Dakota Wesleyan University	24	27	-3	-11.1%
Mount Marty University	0	0	0	0
University of South Dakota	0	0	0	0
<b>Total:</b>	<b>24</b>	<b>27</b>	<b>-3</b>	<b>-11.1%</b>
<b>Total LPN Enrollment in RN Programs:</b>	<b>233</b>	<b>183</b>	<b>50</b>	<b>27.3%</b>
<b>Associate Degree RN Enrollment in Baccalaureate RN Programs</b>				
Mount Marty University	0	0	0	0
South Dakota State University	36	28	8	28.6%
University of South Dakota	4	10	-6	-60.0%
<b>Total:</b>	<b>40</b>	<b>38</b>	<b>2</b>	<b>5.3%</b>
<b>Total Upward Mobility Enrollment:</b>	<b>273</b>	<b>267</b>	<b>6</b>	<b>2.2%</b>

<sup>1</sup> Numbers included on RN Prelicensure Program Capacity table on page 20.

### Trends in Enrollment in RN Upward Mobility Programs

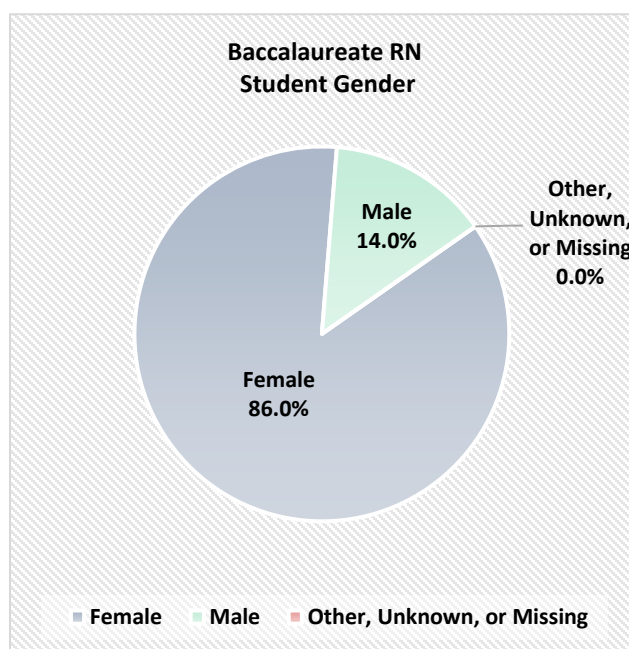
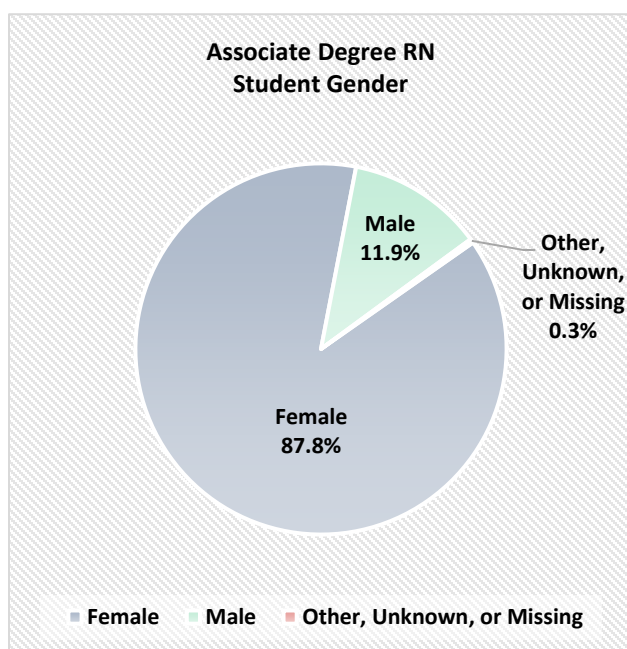


## Characteristics of Generic, Accelerated, LPN to BSN, and RN to BSN Students

**Student Gender:** As in previous years, most RN students, 86.3%, were female.

Student Gender	Female	Male	Other, Unknown, or Missing	Total Students
<b>ASSOCIATE DEGREE RN PROGRAMS</b>				
Lake Area Technical College	45	9	0	54
Mitchell Technical College	27	1	0	28
Oglala Lakota College	21	5	0	26
Southeast Technical College	119	11	0	130
Western Dakota Technical College	39	8	1	48
<b>Total:</b>	<b>251</b>	<b>34</b>	<b>1</b>	<b>286</b>
<b>Percent:</b>	<b>87.8%</b>	<b>11.9%</b>	<b>0.3%</b>	<b>100.0%</b>
<b>BACCALAUREATE RN PROGRAMS</b>				
Augustana University	85	29	0	114
Dakota Wesleyan University	75	7	0	82
Mount Marty University	56	20	0	76
South Dakota State University	728	102	0	830
University of Sioux Falls	78	17	0	95
University of South Dakota	287	38	0	325
<b>Total:</b>	<b>1,309</b>	<b>213</b>	<b>0</b>	<b>1,522</b>
<b>Percent:</b>	<b>86.0%</b>	<b>14.0%</b>	<b>0.0%</b>	<b>100.0%</b>
<b>Associate and Baccalaureate RN Total:</b>	<b>1,560</b>	<b>247</b>	<b>1</b>	<b>1,808</b>
<b>Percent:</b>	<b>86.3%</b>	<b>13.7%</b>	<b>&lt;0.1%</b>	<b>100%</b>

### AD RN and BSN Student Gender

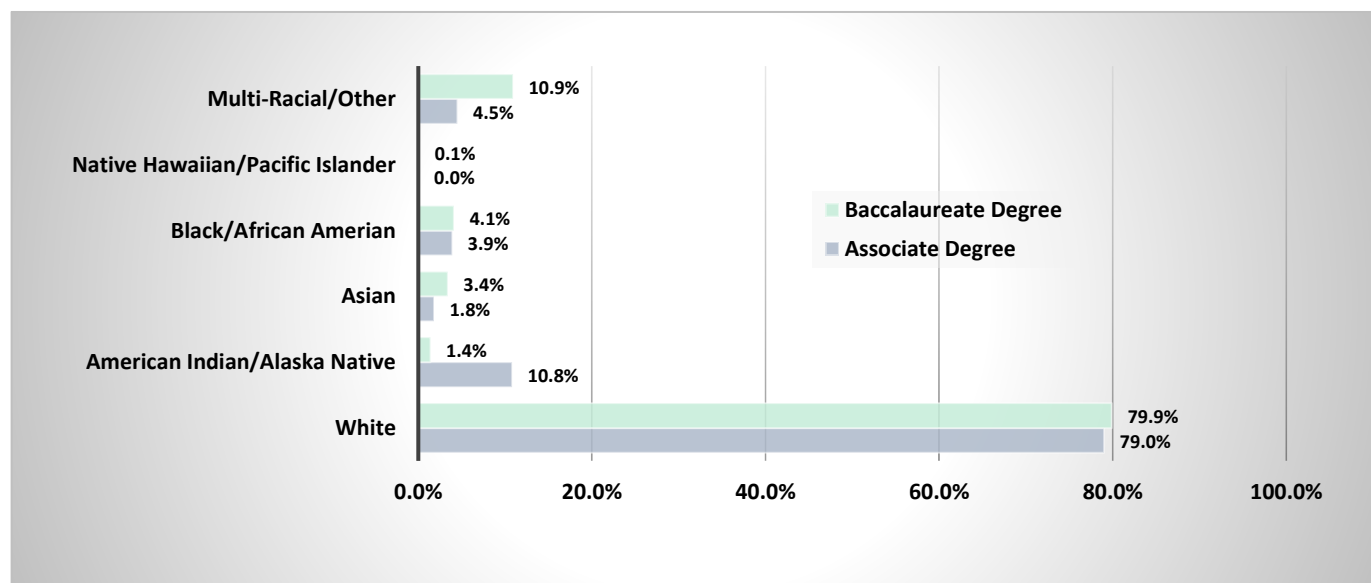




**RN Student Race and Ethnicity:** Most RN students were White, 79.8%, with 2.1% of Hispanic, Latino, or Spanish origin.

Student Race	American Indian / Alaska Native	Asian	Black / African American	Native Hawaiian / Pacific Islander	White	Multi-Racial	Other, Unknown, or Missing	Total Students
<b>ASSOCIATE DEGREE RN PROGRAMS</b>								
Lake Area Technical College	2	2	1	0	49	0	0	54
Mitchell Technical College	2	0	1	0	23	0	2	28
Oglala Lakota College	19	0	1	0	6	0	0	26
Southeastern Technical College	2	1	7	0	111	1	8	130
Western Dakota Technical College	6	2	1	0	37	2	0	48
<b>Total:</b>	<b>31</b>	<b>5</b>	<b>11</b>	<b>0</b>	<b>226</b>	<b>3</b>	<b>10</b>	<b>286</b>
<b>Percent:</b>	<b>10.8%</b>	<b>1.8%</b>	<b>3.9%</b>	<b>0.0%</b>	<b>79.0%</b>	<b>1.0%</b>	<b>3.5%</b>	<b>100.0%</b>
<b>BACCALAUREATE RN PROGRAMS</b>								
Augustana University	0	9	10	1	89	5	0	114
Dakota Wesleyan University	0	1	1	0	71	4	5	82
Mount Marty University	1	0	3	0	67	4	1	76
South Dakota State University	11	34	37	0	627	17	104	830
University of Sioux Falls	3	4	2	0	78	2	6	95
University of South Dakota	7	4	10	1	284	8	11	325
<b>Total:</b>	<b>22</b>	<b>52</b>	<b>63</b>	<b>2</b>	<b>1,216</b>	<b>40</b>	<b>127</b>	<b>1,522</b>
<b>Percent:</b>	<b>1.5%</b>	<b>3.4%</b>	<b>4.1%</b>	<b>0.1%</b>	<b>79.9%</b>	<b>2.6%</b>	<b>8.4%</b>	<b>100.0%</b>
<b>Associate and Baccalaureate RN Total:</b>	<b>53</b>	<b>57</b>	<b>74</b>	<b>2</b>	<b>1,442</b>	<b>43</b>	<b>137</b>	<b>1,808</b>
<b>Percent:</b>	<b>2.9%</b>	<b>3.1%</b>	<b>4.1%</b>	<b>0.1%</b>	<b>79.8%</b>	<b>2.4%</b>	<b>7.6%</b>	<b>100.0%</b>

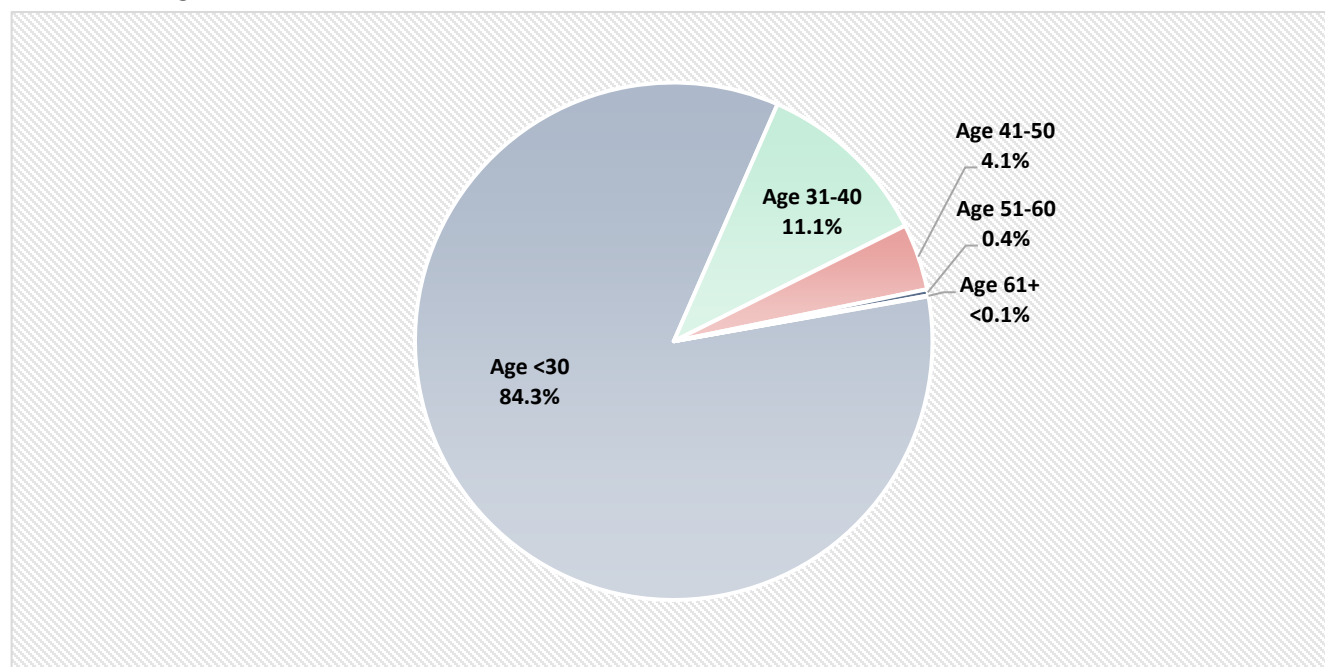
*RN Student Race*



**RN Student Age:** The age of RN students is shown below.

Student Age	≤ 30	31-40	41-50	51-60	61+	Total
<b>ASSOCIATE DEGREE RN PROGRAMS</b>						
Lake Area Technical College	36	13	4	1	0	54
Mitchell Technical College	12	13	3	0	0	28
Oglala Lakota College	13	7	5	1	0	26
Southeast Technical College	90	30	9	1	0	130
Western Dakota Technical College	22	16	9	0	1	48
<b>Total:</b>	<b>173</b>	<b>79</b>	<b>30</b>	<b>3</b>	<b>1</b>	<b>286</b>
<b>BACCALAUREATE RN PROGRAMS</b>						
Augustana University	106	8	0	0	0	114
Dakota Wesleyan University	65	12	5	0	0	82
Mount Marty University	74	2	0	0	0	76
South Dakota State University	725	75	27	3	0	830
University of Sioux Falls	86	6	3	0	0	95
University of South Dakota	296	18	10	1	0	325
<b>Total:</b>	<b>1,352</b>	<b>121</b>	<b>45</b>	<b>4</b>	<b>0</b>	<b>1,522</b>
<b>Associate and Baccalaureate RN Total:</b>	<b>1,525</b>	<b>200</b>	<b>75</b>	<b>7</b>	<b>1</b>	<b>1,808</b>

*RN Student Age*

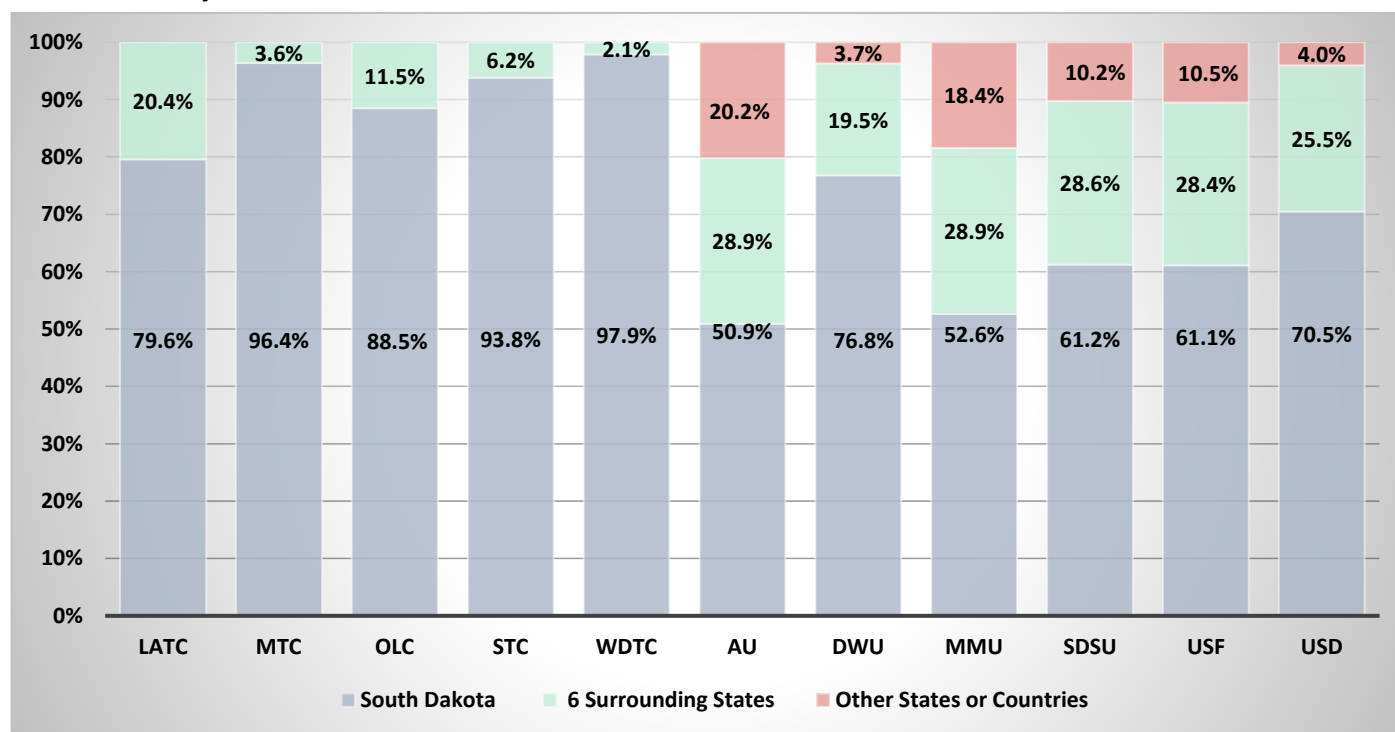


**RN Student State of Residence:** The primary state of residence of RN students is shown below.

Student State of Residence	South Dakota		Six Surrounding States <sup>1</sup>		Other States or Countries		Total
	Number	Percent	Number	Percent	Number	Percent	Number
<b>ASSOCIATE DEGREE RN PROGRAMS</b>							
Lake Area Technical College	43	79.6%	11	20.4%	0	0.0%	54
Mitchell Technical College	27	96.4%	1	3.6%	0	0.0%	28
Oglala Lakota College	23	88.5%	3	11.5%	0	0.0%	26
Southeast Technical College	122	93.8%	8	6.2%	0	0.0%	130
Western Dakota Technical College	47	97.9%	1	2.1%	0	0.0%	48
<b>Total:</b>	<b>262</b>	<b>91.6%</b>	<b>24</b>	<b>8.4%</b>	<b>0</b>	<b>0.0%</b>	<b>286</b>
<b>BACCALAUREATE RN PROGRAMS</b>							
Augustana University	58	50.9%	33	28.9%	23	20.2%	114
Dakota Wesleyan University	63	76.8%	16	19.5%	3	3.7%	82
Mount Marty University	40	52.6%	22	28.9%	14	18.4%	76
South Dakota State University	508	61.2%	237	28.6%	85	10.2%	830
University of Sioux Falls	58	61.1%	27	28.4%	10	10.5%	95
University of South Dakota	229	70.5%	83	25.5%	13	4.0%	325
<b>Total:</b>	<b>956</b>	<b>62.8%</b>	<b>418</b>	<b>27.5%</b>	<b>148</b>	<b>9.7%</b>	<b>1,522</b>
<b>Associate and Baccalaureate RN Total:</b>	<b>1,218</b>	<b>67.4%</b>	<b>442</b>	<b>24.4%</b>	<b>148</b>	<b>8.2%</b>	<b>1,808</b>

<sup>1</sup> Iowa, Montana, Minnesota, Nebraska, North Dakota, Wyoming

*Student State of Residence*

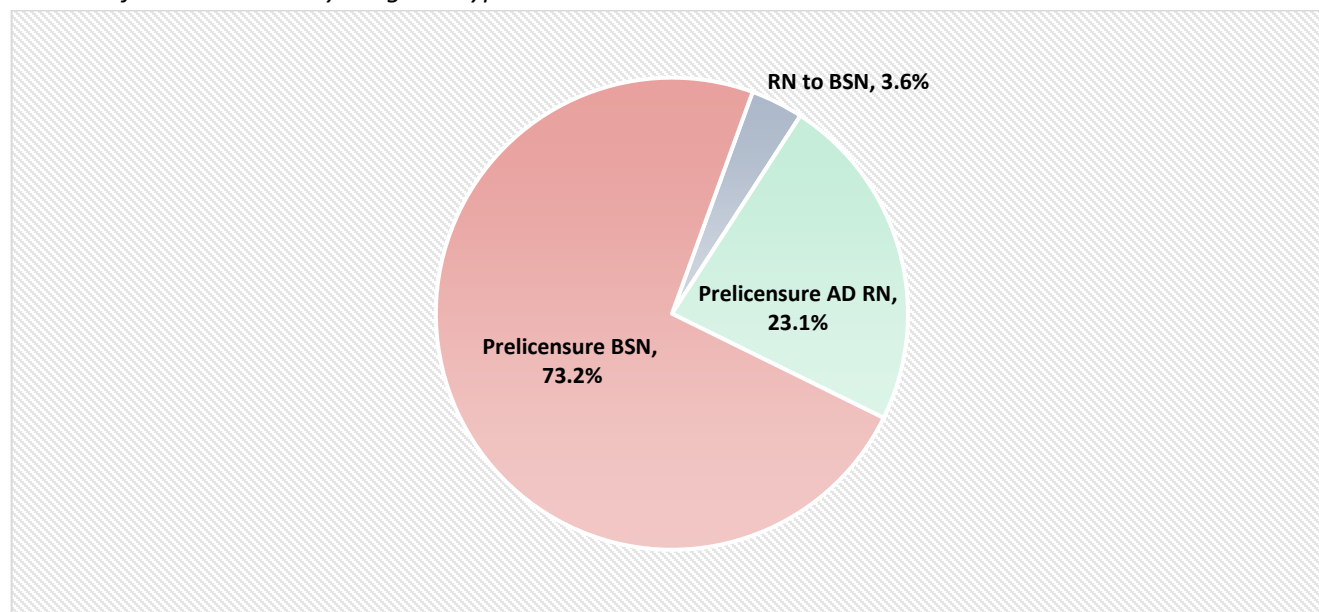


## Characteristics of RN Graduates

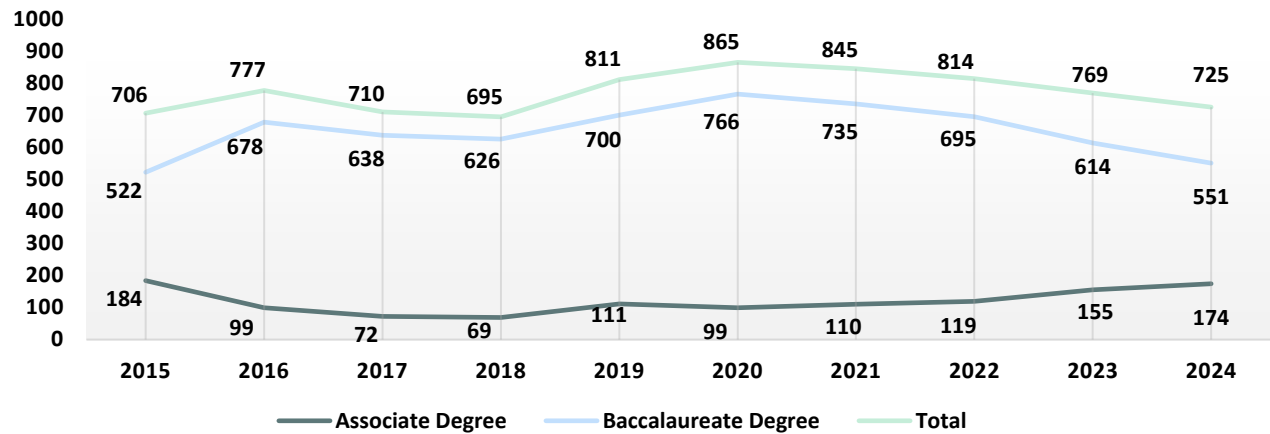
The following table shows the number of prelicensure RN and post-licensure RN to BSN graduates during the 2024 measuring period. Of the 752 total graduates, there were 725 (174 AD RN and 551 generic, accelerated, and LPN to BSN) graduates who were eligible for licensure. The remaining 27 RN to BSN students were already licensed and in the workforce. The pie chart shows the percentage of graduates by educational level. Trends in prelicensure RN graduates from 2015-2024 are shown in the line graph for historical purposes.

RN Graduates	AD RN	Generic BSN	Accelerated BSN	LPN to BSN	RN to BSN	Total Graduates
<b>ASSOCIATE DEGREE RN PROGRAMS</b>						
Lake Area Technical College	51	--	--	--	--	51
Mitchell Technical College	24	--	--	--	--	24
Oglala Lakota College	17	--	--	--	--	17
Southeast Technical College	48	--	--	--	--	48
Western Dakota Technical College	34	--	--	--	--	34
<b>Total:</b>	<b>174</b>	<b>--</b>	<b>--</b>	<b>--</b>	<b>--</b>	<b>174</b>
<b>BACCALAUREATE RN PROGRAMS</b>						
Augustana University	--	35	8	--	--	<b>43</b>
Dakota Wesleyan University	--	18	--	25	--	<b>43</b>
Mount Marty University	--	22	--	0	0	<b>22</b>
South Dakota State University	--	219	72	--	18	<b>309</b>
University of Sioux Falls	--	20	18	--	--	<b>38</b>
University of South Dakota	--	114	--	0	9	<b>123</b>
<b>Total:</b>	<b>--</b>	<b>428</b>	<b>98</b>	<b>25</b>	<b>27</b>	<b>578</b>
<b>Associate and Baccalaureate RN Total:</b>	<b>174</b>	<b>428</b>	<b>98</b>	<b>25</b>	<b>27</b>	<b>752</b>
<b>Percent:</b>	<b>23.1%</b>	<b>56.9%</b>	<b>13.0%</b>	<b>3.3%</b>	<b>3.6%</b>	<b>100%</b>

*Percent of RN Graduates by Program Type*



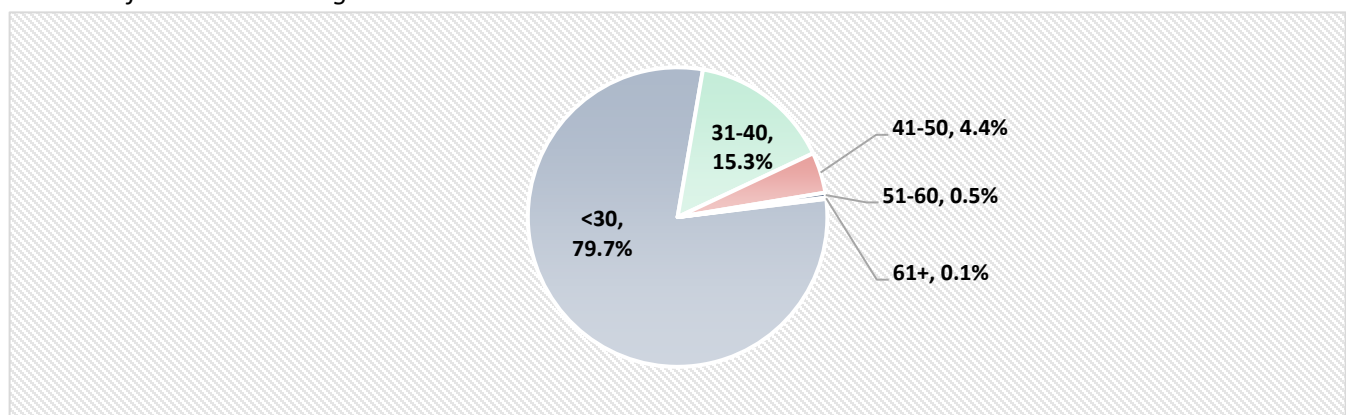
### Trends in Prelicensure RN Graduates (Excludes RN to BSN Graduates)



**RN Graduate Age:** The age of RN graduates is shown below.

Graduate Age	≤ 30	31-40	41-50	51-60	61+	Total
<b>ASSOCIATE DEGREE RN PROGRAMS</b>						
Lake Area Technical College	35	11	4	1	0	51
Mitchell Technical College	9	12	3	0	0	24
Oglala Lakota College	9	6	1	1	0	17
Southeast Technical College	30	12	5	1	0	48
Western Dakota Technical College	16	12	5	0	1	34
<b>Total:</b>	<b>99</b>	<b>53</b>	<b>18</b>	<b>3</b>	<b>1</b>	<b>174</b>
<b>BACCALAUREATE RN PROGRAMS</b>						
Augustana University	40	3	0	0	0	43
Dakota Wesleyan University	32	7	4	0	0	43
Mount Marty University	21	1	0	0	0	22
South Dakota State University	266	36	7	0	0	309
University of Sioux Falls	33	3	2	0	0	38
University of South Dakota	108	12	2	1	0	123
<b>Total:</b>	<b>500</b>	<b>62</b>	<b>15</b>	<b>1</b>	<b>0</b>	<b>578</b>
<b>Associate and Baccalaureate RN Total:</b>	<b>599</b>	<b>115</b>	<b>33</b>	<b>4</b>	<b>1</b>	<b>752</b>

### Percent of RN Graduate Age

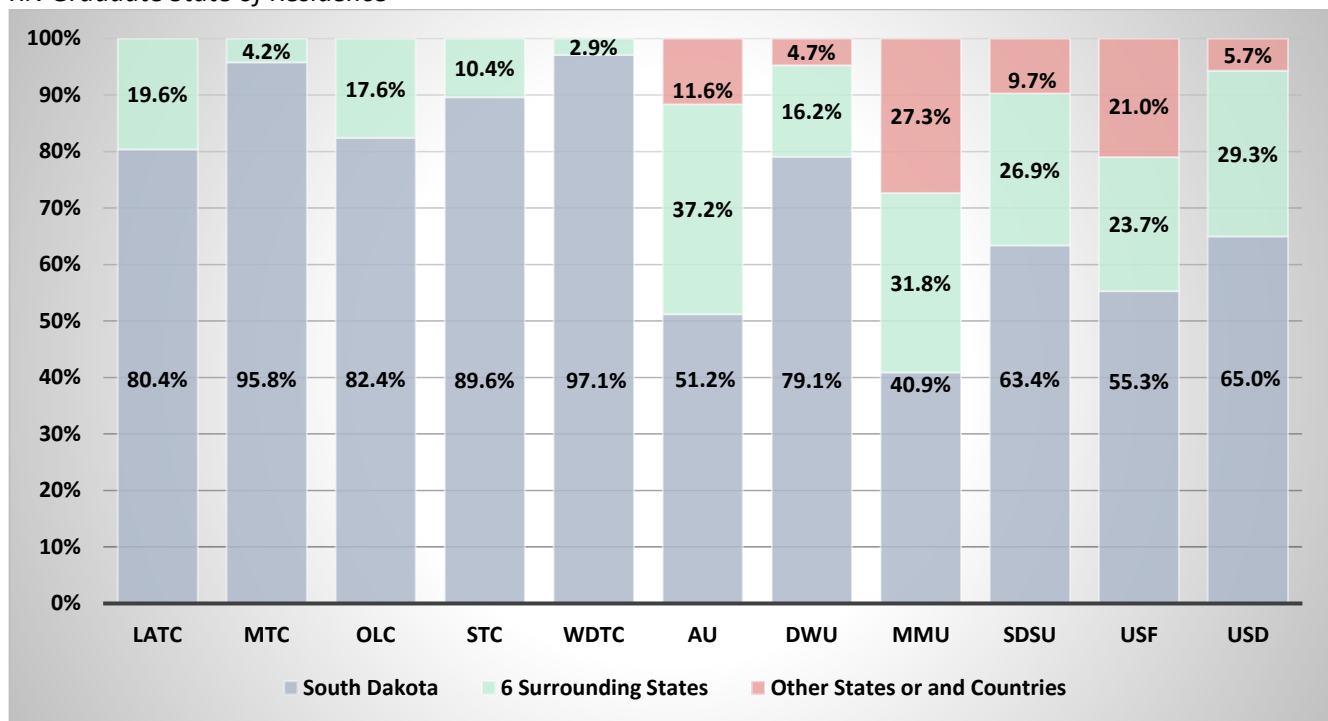


**RN Graduate State of Residence:** The primary state of residence of RN graduates is shown below.

Graduate State of Residence	South Dakota		Six Surrounding States <sup>1</sup>		Other State or Countries		Total
	Number	Percent	Number	Percent	Number	Percent	Number
<b>ASSOCIATE DEGREE RN PROGRAMS</b>							
Lake Area Technical College	41	80.4%	10	19.6%	0	0.0%	51
Mitchell Technical College	23	95.8%	1	4.2%	0	0.0%	24
Oglala Lakota College	14	82.4%	3	17.6%	0	0.0%	17
Southeast Technical College	43	89.6%	5	10.4%	0	0.0%	48
Western Dakota Technical College	33	97.1%	1	2.9%	0	0.0%	34
<b>Total:</b>	<b>154</b>	<b>88.5%</b>	<b>20</b>	<b>11.5%</b>	<b>0</b>	<b>0.0%</b>	<b>174</b>
<b>BACCALAUREATE RN PROGRAMS</b>							
Augustana University	22	51.2%	16	37.2%	5	11.6%	43
Dakota Wesleyan University	34	79.1%	7	16.2%	2	4.7%	43
Mount Marty University	9	40.9%	7	31.8%	6	27.3%	22
South Dakota State University	196	63.4%	83	26.9%	30	9.7%	309
University of Sioux Falls	21	55.3%	9	23.7%	8	21.0%	38
University of South Dakota	80	65.0%	36	29.3%	7	5.7%	123
<b>Total:</b>	<b>362</b>	<b>62.6%</b>	<b>158</b>	<b>27.3%</b>	<b>58</b>	<b>10.1%</b>	<b>578</b>
<b>Associate and Baccalaureate RN Total:</b>	<b>516</b>	<b>68.6%</b>	<b>178</b>	<b>23.7%</b>	<b>58</b>	<b>7.7%</b>	<b>752</b>

<sup>1</sup> Iowa, Montana, Minnesota, Nebraska, North Dakota, Wyoming

*RN Graduate State of Residence*



## NCLEX–RN® Examination Results

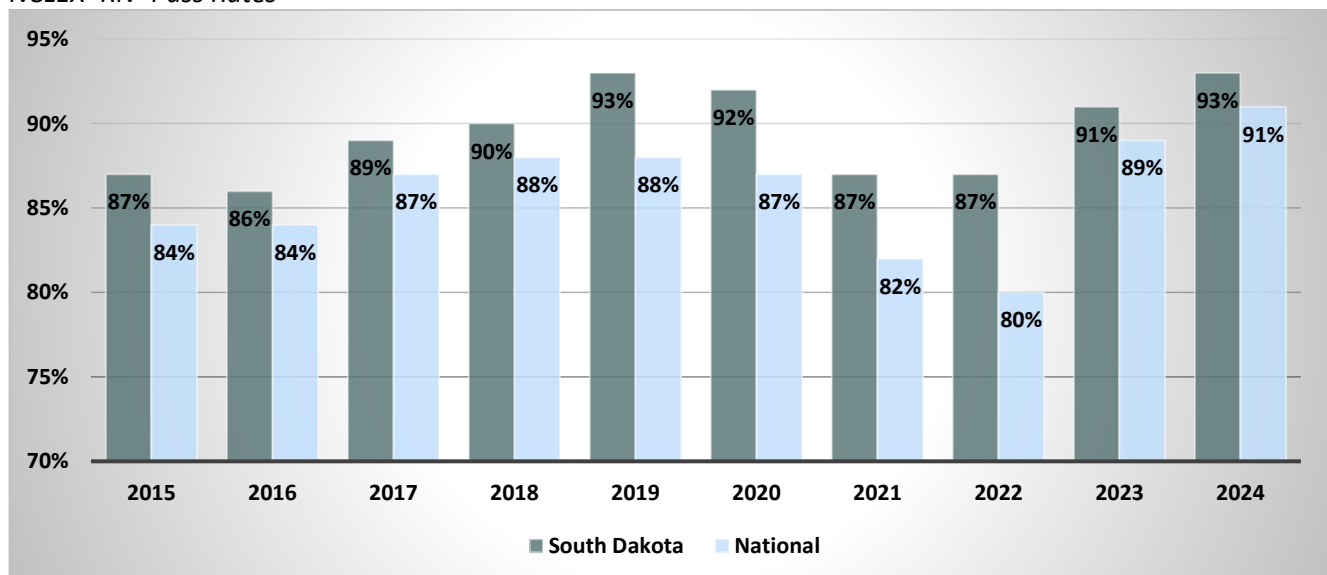
Results from the NCLEX–RN® examination from January–December 2024 are shown in the table. Pass rates are evaluated by the SD Board of Nursing for ongoing approval of a program using measuring periods as defined in ARSD 20:48:07:47. A measuring period commences on January 1 of each calendar year and continues until December 31 of that calendar year in which the number of first-time writers since the start of that measuring period equals or exceeds 21. Measuring periods for programs with fewer than 21 test writers in one calendar year can extend over more than one year until 21 is reached. In 2024, the pass rate for all first-time test writers in South Dakota was 93.3% and the national pass rate for US educated first-time test writers was 91.2%. Pass rates from 2015 to 2024 are shown in the bar chart for historical comparison.

2024 NCLEX–RN Results	# Delivered	# Passed	# Failed	2024 Pass Rate
<b>ASSOCIATE DEGREE RN PROGRAMS</b>				
Lake Area Technical College	52	51	1	98.1%
Mitchell Technical College	24	23	1	95.8%
Oglala Lakota College	17	8	9	*
Southeast Technical College	49	47	2	95.9%
Western Dakota Technical College	33	29	4	87.9%
<b>Total:</b>	<b>175</b>	<b>158</b>	<b>17</b>	<b>90.3%</b>
<b>BACCALAUREATE RN PROGRAMS</b>				
Augustana University	43	40	3	93.0%
Dakota Wesleyan University	44	41	3	93.2%
Mount Marty University	22	17	5	77.3%
Presentation College**	1	0	1	0.0%
South Dakota State University	290	276	14	95.2%
University of Sioux Falls	38	37	1	97.4%
University of South Dakota	114	109	5	95.6%
<b>Total:</b>	<b>552</b>	<b>520</b>	<b>32</b>	<b>94.2%</b>
<b>South Dakota Total:</b>	<b>727</b>	<b>678</b>	<b>49</b>	<b>93.3%</b>

\*Pass rate to be determined upon reaching or exceeding an N of 21 graduates.

\*\* Voluntary Closure 2023

NCLEX–RN® Pass Rates

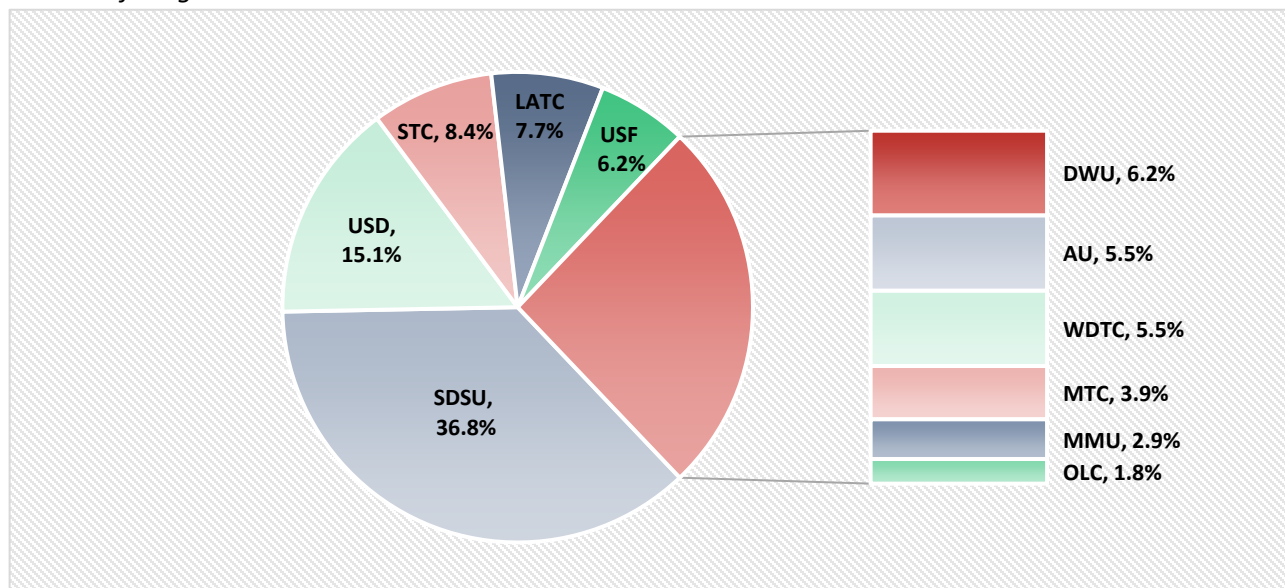


## Graduates Licensed as RNs in South Dakota

The number of graduates licensed into the state of SD by NCLEX–RN® examination from January 1 to December 31, 2024 is listed in the following table. In 2024, 75.5% of the total graduates licensed were licensed in SD.

RN Graduates Licensed into SD	Prelicensure Graduates Produced	Total Prelicensure Graduates Licensed in SD	Percent of Total Prelicensure Graduates Licensed in SD
<b>ASSOCIATE DEGREE RN PROGRAMS</b>			
Lake Area Technical College	51	44 (86.3%)	7.7%
Mitchell Technical College	24	22 (91.7%)	3.9%
Oglala Lakota College	17	10 (58.8%)	1.8%
Southeast Technical College	48	48 (100.0%)	8.4%
Western Dakota Technical College	34	31 (91.2%)	5.5%
<b>Total:</b>	<b>174</b>	<b>155 (89.1%)</b>	<b>27.3%</b>
<b>BACCALAUREATE RN PROGRAMS</b>			
Augustana University	43	31 (72.1%)	5.5%
Dakota Wesleyan University	43	35 (81.4%)	6.2%
Mount Marty University	22	17 (77.3%)	2.9%
South Dakota State University	309	209 (67.6%)	36.8%
University of Sioux Falls	38	35 (92.1%)	6.2%
University of South Dakota	123	86 (69.9%)	15.1%
<b>Total:</b>	<b>578</b>	<b>413 (71.5%)</b>	<b>72.7%</b>
<b>Associate and Baccalaureate RN Total:</b>	<b>752</b>	<b>568 (75.5%)</b>	<b>100.0%</b>

*Percent of Program's Total Graduates Licensed in SD*





## RN Faculty

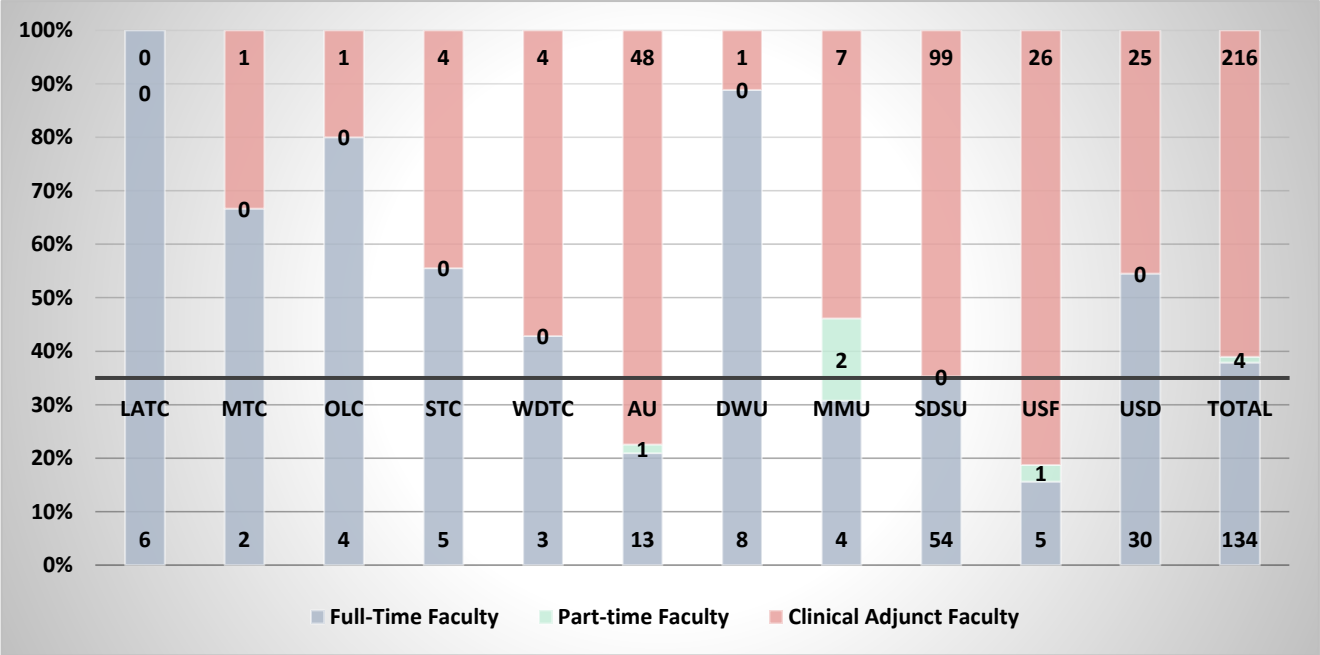
**Employment Status:** Respondents were asked to identify the number of full-time, part-time, and clinical adjunct RN nursing education faculty employed by their program. Full-time faculty are expected to work 40 hours per week and are responsible for teaching, participating in curriculum development, holding office hours for student advisement, attending faculty meetings, participating in campus-wide events, pursuing scholarly activities, and attending professional development events. Part-time faculty work less than 40 hours per week and are responsible for teaching, collaborating with other faculty, and maintaining availability to students. Clinical adjunct faculty provide clinical teaching under the direction of full-time and part-time faculty.

RN Faculty	Full-time Faculty	Part-time Faculty	Clinical Adjunct Faculty	Total Faculty
<b>ASSOCIATE DEGREE RN PROGRAMS</b>				
Lake Area Technical College	6	0	0	6
Michell Technical College	2	0	1	3
Oglala Lakota College	4	0	1	5
Southeast Technical College	5	0	4	9
Western Dakota Technical College	3	0	4	7
<b>Total:</b>	<b>20</b>	<b>0</b>	<b>10</b>	<b>30</b>
<b>Percent:</b>	<b>66.7%</b>	<b>0.0%</b>	<b>33.3%</b>	<b>100.0%</b>
<b>BACCALAUREATE RN PROGRAMS</b>				
Augustana University	13	1	48	62
Dakota Wesleyan University	8	0	1	9
Mount Marty University	4	2	7	13
South Dakota State University	54	0	99	153
University of Sioux Falls	5	1	26	32
University of South Dakota	30	0	25	55
<b>Total:</b>	<b>114</b>	<b>4</b>	<b>206</b>	<b>324</b>
<b>Percent:</b>	<b>35.2%</b>	<b>1.2%</b>	<b>63.6%</b>	<b>100%</b>
<b>Associate and Baccalaureate RN Total:</b>	<b>134</b>	<b>4</b>	<b>216</b>	<b>354</b>
<b>Percent:</b>	<b>37.9%</b>	<b>1.1%</b>	<b>61.0%</b>	<b>100.0%</b>

**Vacancies:** As of September 2024, there was 1 full-time faculty vacancy reported in AD RN programs and 6 full-time faculty vacancies in baccalaureate programs.

**National Faculty Quality Indicator:** According to the *NCSBN Nursing Education Approval Guidelines* (2020), one indicator of a quality nursing program is, at a minimum, having 35% of the total faculty (full-time, part-time, and clinical adjunct faculty) employed full-time by the institution. Most of the AD RN and BSN programs in South Dakota meet this requirement as shown by the benchmark line in the graph below. Guidelines retrieved from: [https://www.ncsbn.org/public-files/Guidelines\\_for\\_Prelicensure\\_Nursing\\_Program\\_Approval\\_FINAL.pdf](https://www.ncsbn.org/public-files/Guidelines_for_Prelicensure_Nursing_Program_Approval_FINAL.pdf)

*Percent of Full-time, Part-time and Clinical Adjunct Faculty*



**RN Faculty Characteristics**

**RN Faculty Pursuing Advanced Nursing Degree:** There were 13 (9.4%) of the 138 full-time and part-time RN faculty pursuing an advanced nursing degree in 2024.

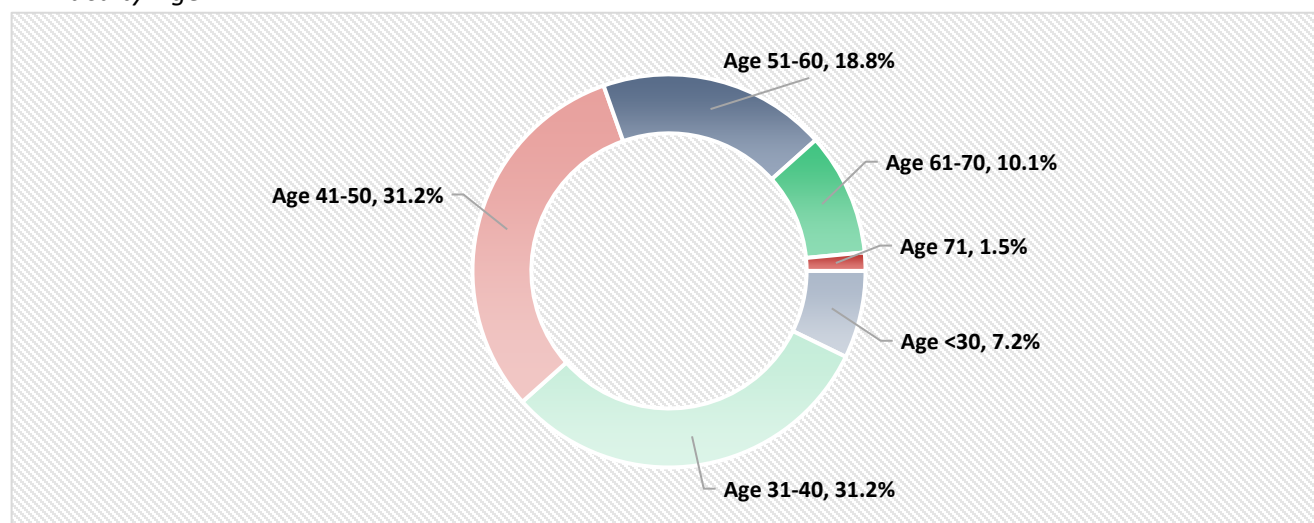
**RN Faculty with Doctoral Degrees:** There were 47 (34.1%) of the 138 full-time and part-time faculty holding a doctoral degree.

**RN Faculty Gender:** Of the 138 full-time and part-time RN faculty, 131 (94.9%) were female and 7 (5.1%) were male.

**RN Faculty Age and Academic Preparation:** As shown below, 86 (62.4%) of the 138 full-time and part-time RN faculty were between the ages of 31-50 years old. Sixteen were 61 years old or older (11.6%).

Age and Academic Preparation	≤ 30	31-40	41-50	51-60	61-70	71+	Total
<b>ASSOCIATE DEGREE RN PROGRAMS</b>							
PhD in Nursing	0	0	0	0	0	0	0
Doctor of Nursing Practice	0	1	0	1	0	0	2
Other Nursing Doctorate	0	0	0	1	0	0	1
Non-Nursing Doctorate	0	0	1	0	0	0	1
Master's in Nursing	1	5	8	1	0	0	15
Bachelor's in Nursing	0	0	0	1	0	0	1
<b>Total:</b>	<b>1</b>	<b>6</b>	<b>9</b>	<b>4</b>	<b>0</b>	<b>0</b>	<b>20</b>
<b>Percent:</b>	<b>5.0%</b>	<b>30.0%</b>	<b>45.0%</b>	<b>20.0%</b>	<b>0.0%</b>	<b>0.0%</b>	<b>100.0%</b>
<b>BACCALAUREATE RN PROGRAMS</b>							
PhD in Nursing	0	2	7	5	7	1	22
Doctor of Nursing Practice	0	3	5	2	3	0	13
Other Nursing Doctorate	0	0	0	0	0	0	0
Non-Nursing Doctorate	0	1	3	2	2	0	8
Master's in Nursing	9	29	18	12	2	1	71
Non-Nursing Master's	0	0	1	0	0	0	1
Bachelor's in Nursing	0	2	0	1	0	0	3
<b>Total:</b>	<b>9</b>	<b>37</b>	<b>34</b>	<b>22</b>	<b>14</b>	<b>2</b>	<b>118</b>
<b>Percent:</b>	<b>7.6%</b>	<b>31.4%</b>	<b>28.8%</b>	<b>18.6%</b>	<b>11.9%</b>	<b>1.7%</b>	<b>100.0%</b>
<b>Associate and Baccalaureate RN Total:</b>	<b>10</b>	<b>43</b>	<b>43</b>	<b>26</b>	<b>14</b>	<b>2</b>	<b>138</b>
<b>Percent:</b>	<b>7.2%</b>	<b>31.2%</b>	<b>31.2%</b>	<b>18.8%</b>	<b>10.1%</b>	<b>1.5%</b>	<b>100.0%</b>

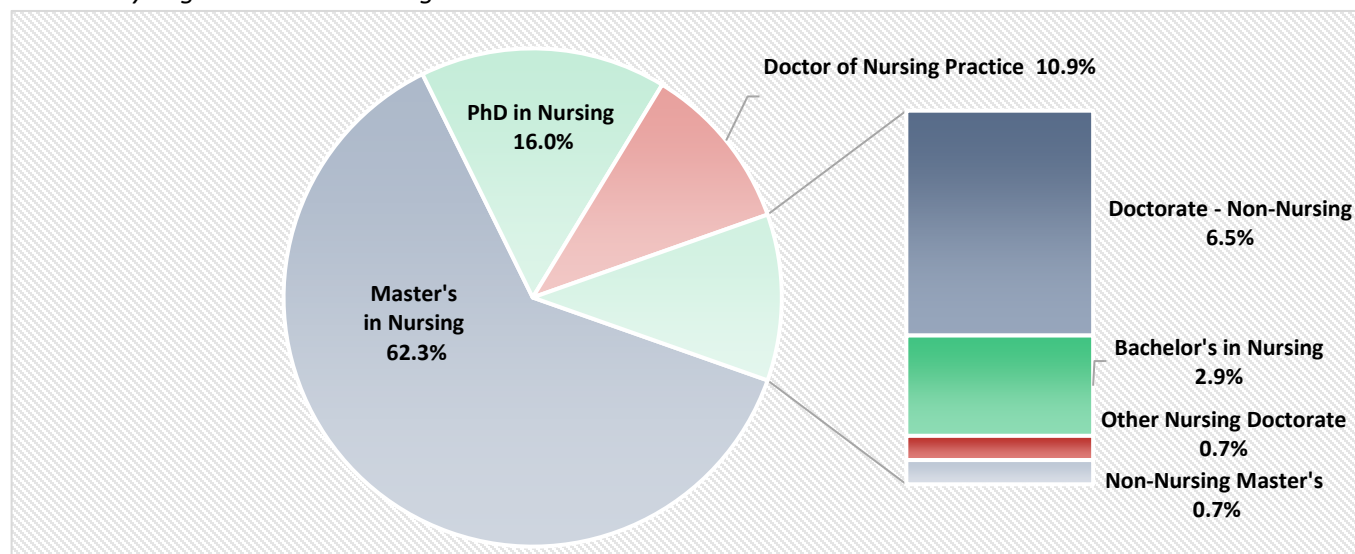
*RN Faculty Age*



**Highest Academic Achievement of RN Faculty by Program:** The following table and chart present the highest academic preparation of full-time and part-time RN faculty by nursing education program. The majority, 75.0%, of faculty employed in AD RN programs held master's in nursing degrees. The majority, 60.2%, of faculty employed in baccalaureate RN programs held a master's in nursing degree.

Highest Academic Achievement By Program	Bachelor's in Nursing	Master's – Non-Nursing	Master's in Nursing	Doctorate – Non-Nursing	Other Nursing Doctorate	Doctor of Nursing Practice	PhD in Nursing	Total Faculty
<b>ASSOCIATE DEGREE RN PROGRAMS</b>								
Lake Area Technical College	0	0	5	0	0	1	0	6
Mitchell Technical College	0	0	2	0	0	0	0	2
Oglala Lakota College	1	0	2	0	1	0	0	4
Southeast Technical College	0	0	4	1	0	0	0	5
Western Dakota Technical College	0	0	2	0	0	1	0	3
<b>Total:</b>	<b>1</b>	<b>0</b>	<b>15</b>	<b>1</b>	<b>1</b>	<b>2</b>	<b>0</b>	<b>20</b>
<b>Percent:</b>	<b>5.0%</b>	<b>0.0%</b>	<b>75.0%</b>	<b>5.0%</b>	<b>5.0%</b>	<b>10.0%</b>	<b>0.0%</b>	<b>100.0%</b>
<b>BACCALAUREATE RN PROGRAMS</b>								
Augustana University	0	0	8	1	0	3	2	14
Dakota Wesleyan University	1	1	5	0	0	1	0	8
Mount Marty University	0	0	2	3	0	0	1	6
South Dakota State University	1	0	33	1	0	4	15	54
University of Sioux Falls	0	0	4	0	0	1	1	6
University of South Dakota	1	0	19	3	0	4	3	30
<b>Total:</b>	<b>3</b>	<b>1</b>	<b>71</b>	<b>8</b>	<b>0</b>	<b>13</b>	<b>22</b>	<b>118</b>
<b>Percent:</b>	<b>2.5%</b>	<b>0.9%</b>	<b>60.2%</b>	<b>6.8%</b>	<b>0.0%</b>	<b>11.0%</b>	<b>18.6%</b>	<b>100.0%</b>
<b>Associate and Baccalaureate RN Total:</b>	<b>4</b>	<b>1</b>	<b>86</b>	<b>9</b>	<b>1</b>	<b>15</b>	<b>22</b>	<b>138</b>
<b>Percent:</b>	<b>2.9%</b>	<b>0.7%</b>	<b>62.3%</b>	<b>6.5%</b>	<b>0.7%</b>	<b>10.9%</b>	<b>16.0%</b>	<b>100.0%</b>

*RN Faculty Highest Academic Degree*



## ADVANCED PRACTICE REGISTERED NURSE EDUCATION PROGRAMS

### APRN Enrollment

Student enrollment for advanced practice registered nursing (APRN) programs by degree type and program focus is shown in the following tables.

Nurse Practitioner Programs	Doctor of Nursing Practice (DNP)		Master's in Nursing (MSN)			Post Graduate Certificate (PGC)			Total
	Family Across the Lifespan	Psych- Mental Health	Family Across the Lifespan	Psych- Mental Health	Acute Care Adult / Gerontology	Family Across the Lifespan	Psych- Mental Health	Acute Care Adult / Gerontology	Total
Augustana University	--	--	--	--	12	--	--	2	14
Mount Marty University	--	--	25	33	--	0	10	--	68
South Dakota State University	66	10	21	4	--	3	8	1	113
<b>Total:</b>	<b>66</b>	<b>10</b>	<b>46</b>	<b>37</b>	<b>12</b>	<b>3</b>	<b>18</b>	<b>3</b>	<b>195</b>

Clinical Nurse Specialist Programs	Master's in Nursing (MSN)	Post Graduate Certificate (PGC)	Total
	Acute Care Adult / Gerontology	Acute Care Adult / Gerontology	Total
Augustana University	3	0	3
<b>Total:</b>	<b>3</b>	<b>0</b>	<b>3</b>

Nurse Anesthesia Programs	Prelicensure Doctor of Nurse Anesthesia Practice (DNAP)	Post Graduate Licensure (PGL) DNAP	Total
Mount Marty University	152	1	153
University of South Dakota	27	0	27
<b>Total:</b>	<b>179</b>	<b>1</b>	<b>180</b>

## APRN Graduates

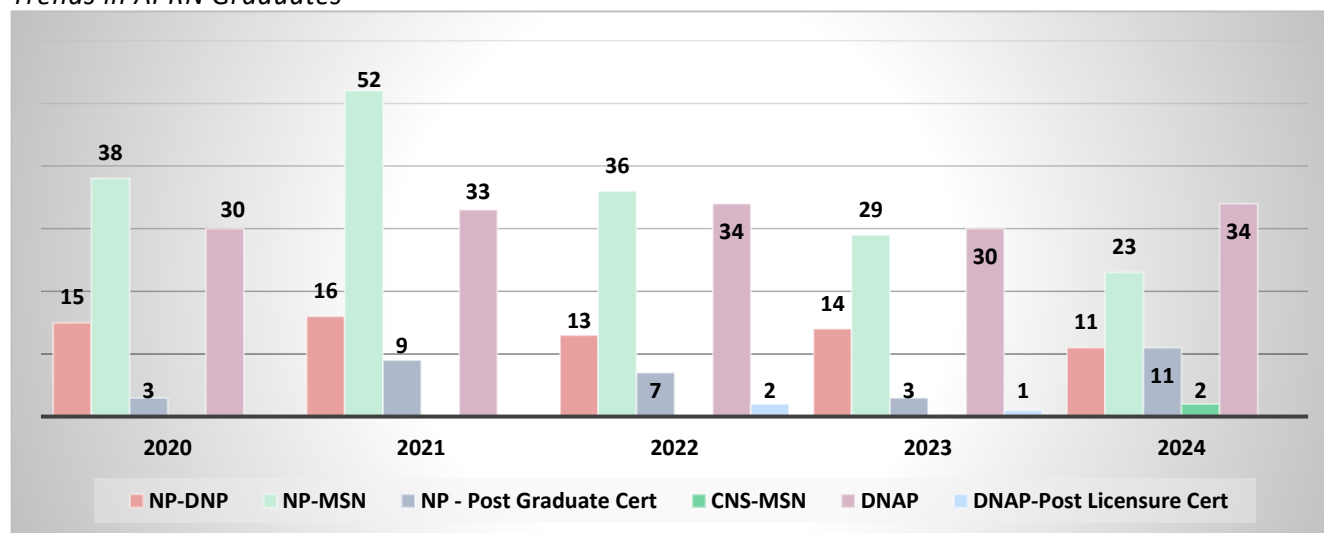
The following tables show the number of graduates by degree type and program focus.

Nurse Practitioner Programs	DNP		MSN			Post Graduate Certificate			Total
	Family Across the Lifespan	Psych- Mental Health	Family Across the Lifespan	Psych- Mental Health	Acute Care Adult / Gerontology	Family Across the Lifespan	Psych- Mental Health	Acute Care Adult / Gerontology	Total
Augustana University	--	--	--	--	1	--	--	1	2
Mount Marty University	--	--	1	5	--	0	3	--	9
South Dakota State University	11	0	14	2	--	0	6	1	34
<b>Total:</b>	<b>11</b>	<b>0</b>	<b>15</b>	<b>7</b>	<b>1</b>	<b>0</b>	<b>9</b>	<b>2</b>	<b>45</b>

Clinical Nurse Specialist Programs	MSN	Post Graduate Certificate	Total
	Acute Care Adult / Gerontology	Acute Care Adult / Gerontology	Total
Augustana University	2	0	2
<b>Total:</b>	<b>2</b>	<b>0</b>	<b>2</b>

Nurse Anesthesia Programs	Prelicensure DNAP	Post-licensure DNAP	Total
Mount Marty University	34	0	34
University of South Dakota	0	0	0
<b>Total:</b>	<b>34</b>	<b>0</b>	<b>34</b>

## Trends in APRN Graduates

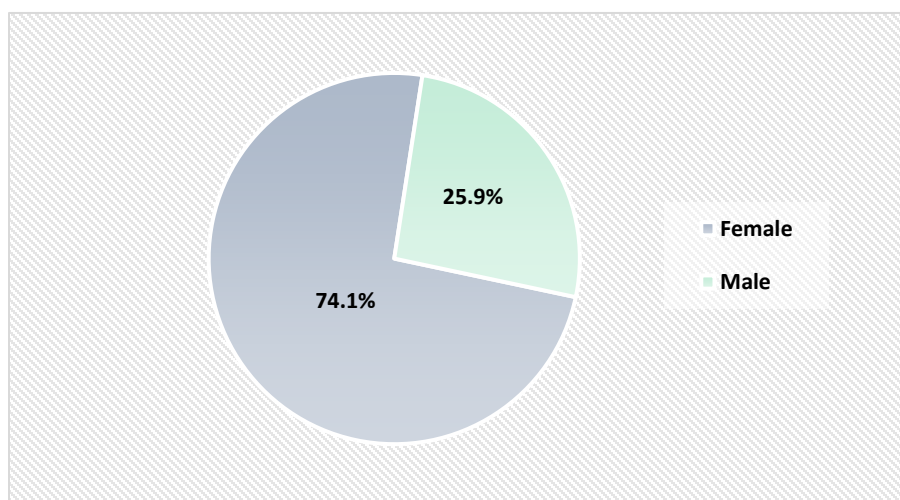


## Characteristics of APRN Graduates

**Gender:** Most APRN graduates (74.1%) were female.

Graduate Gender	Female	Male	Total
Nurse Practitioner	38 (84.4%)	7 (15.6%)	45
Clinical Nurse Specialist	2 (100.0%)	0 (0.0%)	2
Nurse Anesthesia	20 (58.8%)	14 (41.2%)	34
<b>Total:</b>	<b>60 (74.1%)</b>	<b>21 (25.9%)</b>	<b>81</b>

*Gender of APRN Graduates*



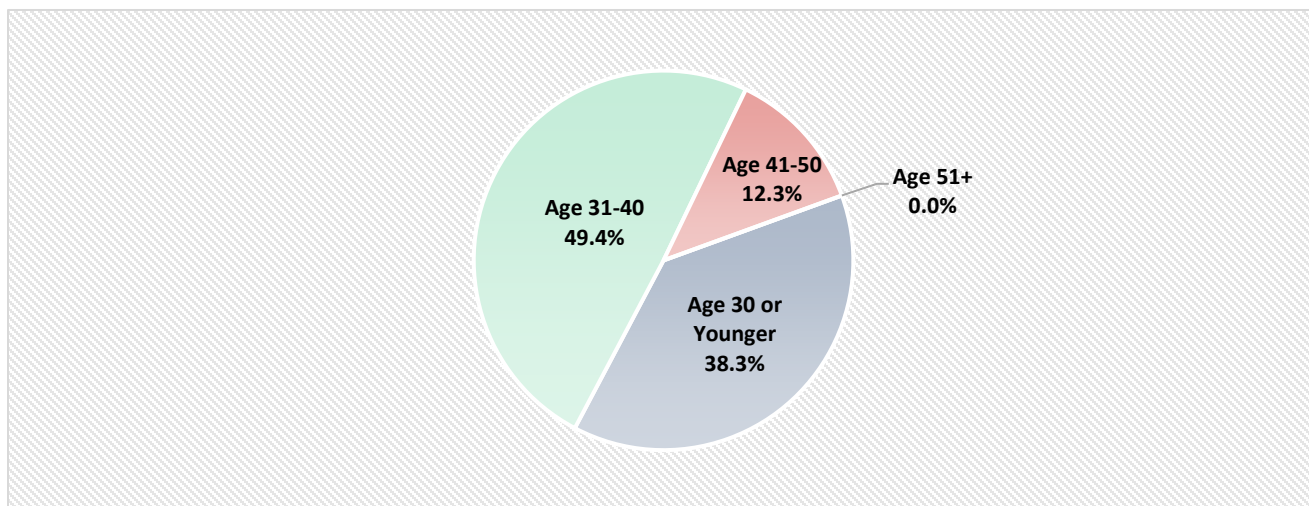
**Race and Ethnicity:** Most APRN graduates were White (91.4%) and of those reported, most were of Non-Hispanic, Latino, or Spanish origin.

Graduate Race	American Indian / Alaska Native	Asian	Black / African American	Native Hawaiian / Pacific Islander	White	Mixed Race / Other / Unknown	Total Students
Augustana University Nurse Practitioner	0	0	0	0	2	0	2
Augustana University Clinical Nurse Specialist	0	0	0	0	2	0	2
Mount Marty University Nurse Practitioner	0	0	0	0	9	0	9
Mount Marty University Nurse Anesthesia	0	0	3	0	31	0	34
South Dakota State University Nurse Practitioner	0	0	0	0	30	4	34
University of South Dakota Nurse Anesthesia	0	0	0	0	0	0	0
<b>Total:</b>	<b>0</b>	<b>0</b>	<b>3</b>	<b>0</b>	<b>74</b>	<b>4</b>	<b>81</b>
<b>Percent of Total:</b>	<b>0.0%</b>	<b>0.0%</b>	<b>3.7%</b>	<b>0.0%</b>	<b>91.4%</b>	<b>4.9%</b>	<b>100.0%</b>

**Age:** The largest percent (49.4%) of APRN graduates were in the 31-40 age range.

Graduate Age	≤ 30	31-40	41-50	51+	Total
Augustana University Nurse Practitioner	0	1	1	0	2
Augustana University Clinical Nurse Specialist	1	1	0	0	2
Mount Marty University Nurse Practitioner	0	7	2	0	9
Mount Marty University Nurse Anesthesia	16	16	2	0	34
South Dakota State University Nurse Practitioner	14	15	5	0	34
University of South Dakota Nurse Anesthesia	0	0	0	0	0
<b>Total:</b>	<b>31</b>	<b>40</b>	<b>10</b>	<b>0</b>	<b>81</b>
<b>Percent of Total:</b>	<b>38.3%</b>	<b>49.4%</b>	<b>12.3%</b>	<b>0.0%</b>	<b>100.0%</b>

#### Age of Graduates



#### APRN Faculty

**Employment Status:** Respondents were asked to identify the number of faculty who were licensed as APRNs, who were teaching full-time in the graduate programs, and carried the full scope of faculty responsibilities, including teaching, advisement, and committee work. Part-time faculty included those who were licensed as APRNs and who may or may not have held academic rank or carried the full scope of faculty responsibilities. This also included faculty who divided time between the nursing programs within the institution.

APRN Faculty	Full-time	Part-time	Total
Augustana University Nurse Practitioner	1	5	6
Augustana University Clinical Nurse Specialist	1	0	1
Mount Marty University Nurse Practitioner	2	0	2
Mount Marty University Nurse Anesthesia	5	6	11
South Dakota State University Nurse Practitioner	5	15	20
University of South Dakota Nurse Anesthesia	3	0	3
<b>Total:</b>	<b>17</b>	<b>26</b>	<b>43</b>
<b>Percent of Total:</b>	<b>39.5%</b>	<b>60.5%</b>	<b>100.0%</b>



**Vacancies:** As of September 2024, there were 4 full-time faculty vacancies reported, 3 in nurse anesthesia programs and 1 in nurse practitioner programs.

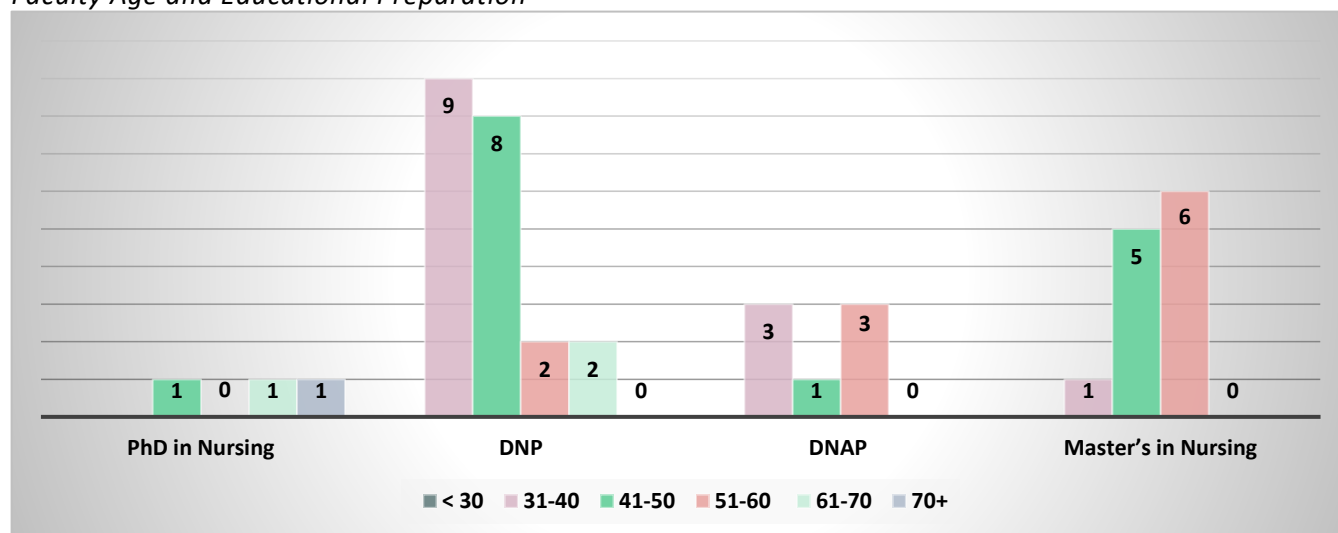
### APRN Faculty Characteristics

**Gender:** Of faculty teaching in nurse practitioner, clinical nurse specialist, and nurse anesthesia programs, 88.4% were female and 11.6% were male.

**Age and Academic Preparation:** The largest percentage (34.9%) of faculty were in the 41-50 age range and 9.3%% of the faculty were 61 years of age or older. The majority of faculty, 72.1%, held a doctoral degree.

Faculty Age	≤ 30	31-40	41-50	51-60	61-70	71+	Total	%
PhD in Nursing	0	0	1	0	1	1	3	7.0%
Doctor of Nursing Practice	0	9	8	2	2	0	21	48.8%
Doctor of Nurse Anesthesia Practice	0	3	1	3	0	0	7	16.3%
Master's in Nursing	0	1	5	6	0	0	12	27.9%
<b>Total:</b>	<b>0</b>	<b>13</b>	<b>15</b>	<b>11</b>	<b>3</b>	<b>1</b>	<b>43</b>	<b>100.0%</b>
<b>Percent of Total:</b>	<b>0.0%</b>	<b>30.2%</b>	<b>34.9%</b>	<b>25.6%</b>	<b>7.0%</b>	<b>2.3%</b>	<b>100.0%</b>	<b>100.0%</b>

*Faculty Age and Educational Preparation*



## HISTORICAL NOTES

### 2010-2023

#### 2010 – 2019:

- June 2010: MMC granted prerequisite status for PN program.
- September 2010: USD granted prerequisite status for RN to BSN program.
- September 2010: MMC granted interim status for a PN program.
- January 2011: MMC began first cohort of PN Program.
- June 2011: NAU granted approval for reorganization to add Sioux Falls campus.
- June 2011: SWC approved for LPN to AD RN online program.
- September 2011: USD began first cohort of RN to BSN students.
- September 2011: STI granted interim status for LPN to AD RN (Associate of Applied Science) program.
- February 2012: USD generic baccalaureate program granted prerequisite status.
- February 2012: SDSU approved to offer accelerated BSN option in Aberdeen.
- February 2013: USD generic baccalaureate program granted interim status.
- May 2013: USF baccalaureate program granted full status.
- January 2014: DWU generic baccalaureate program granted prerequisite status.
- January 2014: STI PN program approved to add online students.
- June 2014: Augustana College accelerated baccalaureate program approved.
- February 2015: DWU generic baccalaureate program granted interim status.
- April 2015: STI LPN-AAS Program granted full status.
- September 2015: SWC PN program placed on voluntary hold; no faculty for 2015-2016 academic year.
- September 2016: Mitchell Technical Institute (MTI) granted prerequisite status for a PN program.
- February 2017: MTI granted interim status for PN program.
- February 2017: DWU voluntarily closed AD RN program in Mitchell and LPN to RN program in Sioux Falls.
- February 2017: STI approved to offer online LPN to AD RN program.
- February 2017: MMC voluntarily closed PN program.
- April 2017: USD granted full status for BSN program.
- September 2017: LATI granted prerequisite status to offer LPN to AD RN program.
- November 2017: STI approved to reorganize program to offer LPN to AD RN program in Huron.
- February 2018: LATI granted interim status to offer LPN to AD RN program.
- February 2018: OLC granted full status for AD RN program.
- April 2018: WDT granted full status for PN program.
- June 2018: WDT granted prerequisite status for LPN to AD RN program.
- June 2018: SGU granted full status for PN program.
- September 2018: PC granted full status for BSN program.
- November 2018: SWC granted full status for PN program.
- November 2018: MTI granted continued interim status for PN program.
- November 2018: NAU granted full status for BSN program.
- December 2018: USD voluntarily closed AD RN program in Watertown.
- February 2019: STI granted approval to offer PN program in Huron SD.
- April 2019: WDT granted interim status for LPN to AD RN program.
- April 2019: SDSU plan to offer post-graduate Psychiatric-Mental Health NP received.
- July 2019: DWU granted continued interim status for the BSN program.
- July 2019: DWU granted approval to offer LPN to BSN program in Mitchell.
- September 2019: NAU voluntarily closure of BSN, RN to BSN, and MSN programs.
- September 2019: MMC plan to offer DNP track in leadership and education received.
- November 2019: LATI granted continued interim status for LPN to AD RN program.

#### 2020-2025

- February 2020: DWU voluntary hold on LPN to BSN program in Mitchell and granted full status for BSN program.
- February 2020: USD voluntary closure of program site in Pierre.
- February 2020: LATI granted approval to offer PN and LPN to AD RN programs in Pierre.
- April 2020: MTI granted full status for PN program and granted prerequisite status for LPN to AD RN program.

- April 2020: Curriculum changes approved for several programs related to COVID-19 pandemic.
- June 2020: USD plan to offer MSN track in nursing informatics and E-health and a DNP track in organizational and system leadership received.
- June 2020: Post-secondary technical institutes renamed to: Lake Area Technical College (LATC), Mitchell Technical College (MTC), Southeast Technical College (STC), and Western Dakota Technical College (WDTC).
- September 2020: MTC granted interim status for LPN to AD RN program.
- September 2020: PC granted prerequisite status for PN program.
- September 2020: SWC voluntary hold of PN program.
- September 2020: WDTC granted approval to offer PN program in Whitewood.
- September 2020: MMC renamed to Mount Marty University (MMU).
- September 2020: DWU voluntary hold of RN to BSN program.
- November 2020: PC granted interim status for PN program.
- November 2020: WDTC granted continued interim status for AD RN program.
- February 2021: LATC granted full status for PN to AD RN program.
- May 2021: AU granted prerequisite status to offer Adult-Gero Acute Care NP/CNS track.
- August 2021: AU granted interim status to offer Adult-Gero Acute Care NP/CNS track.
- August 2021: USD granted approval of closure plan for West River site.
- August 2021: SDSU granted approval of West River reorganization plan up to 72 students per cohort.
- August 2021: USD granted prerequisite status for CRNA program.
- August 2021: WDTC granted approval to offer PN program in Philip.
- February 2022: SDSU granted approval of Rapid City accelerated BSN program reorganization.
- May 2022: USD granted interim approval of DNAP program.
- May 2022: SDSU granted approval of reorganization plan for the addition of a post-graduate Adult-Gero Acute Care NP certificate.
- May 2022: SDSU granted approval of reorganization plan for a dual degree program with a BS in global health Northern State University and an accelerated BSN from SDSU.
- May 2022: SGU placed on probationary status with one year to demonstration correct of deficiencies.
- November 2022: MTC granted continuing interim status for AD RN program.
- February 2023: USD granted full approval of DNAP program.
- February 2023: PC notified Board of voluntary closure plan.
- May 2023: Articulation agreement granted between SDSU, USD, LATC, MTC, STC, and WDTC.
- August 2023: DWU granted prerequisite approval for AD RN program in Rapid City.
- August 2023: PC granted approval of final voluntary closure of nursing program (LPN, BSN, APRN). All records transferred to St. Ambrose University in Iowa.
- August 2023: Northern State University (NSU) granted prerequisite status for a BSN program.
- November 2023: WDTC granted approval to offer PN program in Hot Springs.
- February 2024: WDTC granted full approval of AD RN program.
- February 2024: SGU probation removed and granted full approval status for PN program.
- March 2024: DWU granted prerequisite status for AD RN program in Rapid City.
- May 2024: MTC granted full approval of AD RN program.
- August 2024: AU granted full approval for APRN Master's degree and post-graduate certification programs.
- November 2024: NSU granted interim status for BSN program.
- November 2024: SDSU granted approval to voluntarily close accelerated BSN program in Aberdeen.
- November 2024: USF granted approval for reorganization plan for an LPN to BSN program.
- February 2025: AU granted prerequisite status to offer DNP in Adult-Gero Acute Care NP/CNS tracks.
- February 2025: SDSU granted approval to offer a BSN Online program.
- February 2025: SDSU granted approval to discontinue post-graduate certificates in family nurse practitioner, clinical nurse leader, and nurse educator options.
- February 2025: DWU granted approval to voluntarily close LPN to BSN program in Sioux Falls.
- February 2025: DWU granted approval of reorganization plan for an AD RN program in Sioux Falls.

Additional history available upon request.