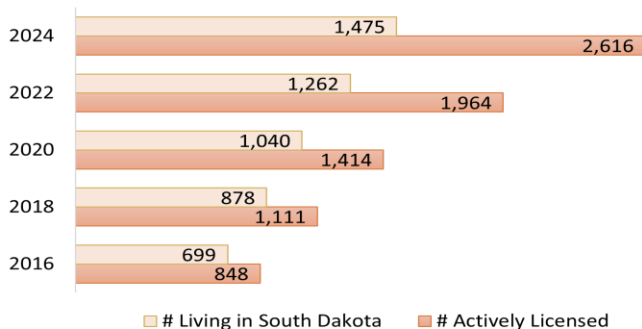


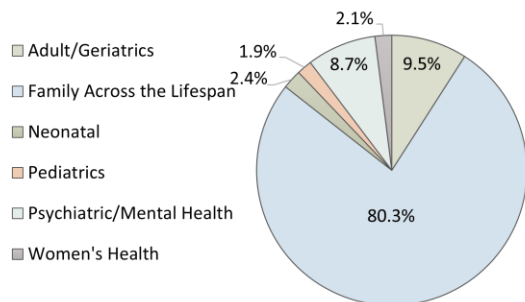
Licensure

As of 12/5/2024, there were **2,616** actively licensed SD CNPs; **1,475** (56.4%) lived in the state.



Employment & Practice

85.9% of CNPs were employed full-time and **9.6%** part-time; and **92%** were educated and certified to provide primary care services.

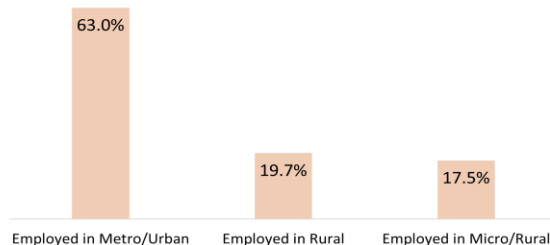


61.5%
Practiced in SD

10.5% practiced in neighboring states
25.7% practiced in other states
2.3% were retired, unemployed, or volunteered

Of the 61.5% practicing in SD:

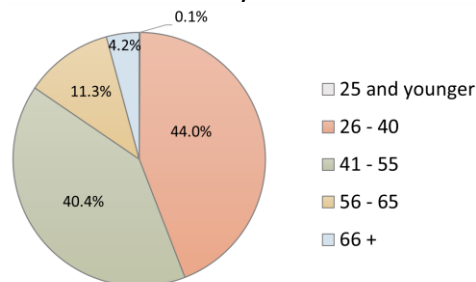
241 (19.7%) were in Rural areas with populations <10,000
214 (17.5%) were in Micro/Rural areas, >10,000 but <49,999
770 (63%) were in Metro/Urban areas, >50,000 population



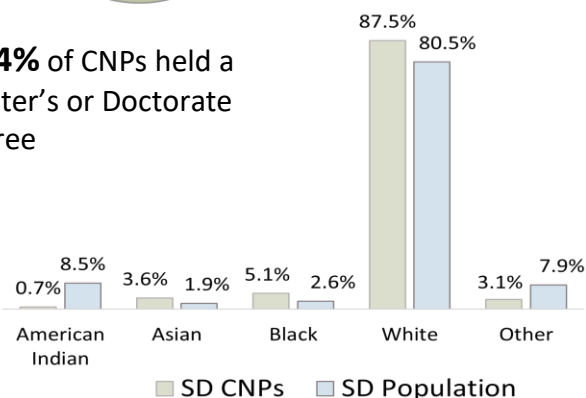
Demographics

10% of CNPs were male.

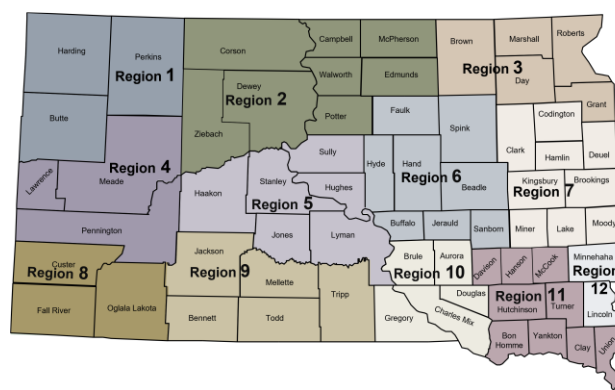
7.5% of CNPs were retired or planned to retire in the next 5 years.



99.4% of CNPs held a Master's or Doctorate degree



Regional Distribution



Region	1	2	3	4	5	6	7	8	9	10	11	12	Total
# CNPs	13	27	79	306	35	36	97	28	25	40	154	635	1,475
% CNPs	0.9	1.8	5.4	20.7	2.4	2.4	6.6	1.9	1.7	2.7	10.4	43.1	100%
% General State Population	1.6	3.0	7.1	19.0	3.1	4.1	11.4	3.3	2.5	2.6	11.8	30.5	100%
FTE Availability	12	25	73	281	32	33	89	26	23	37	141	583	1,355