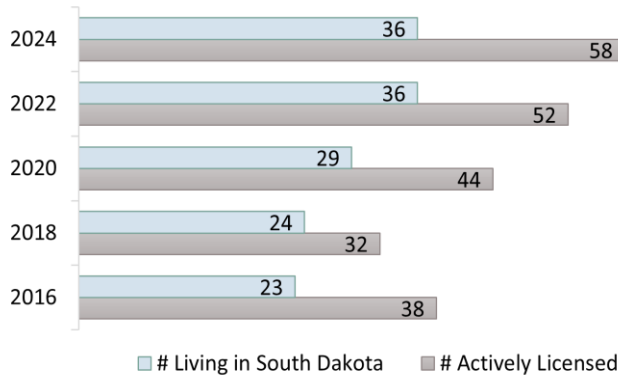


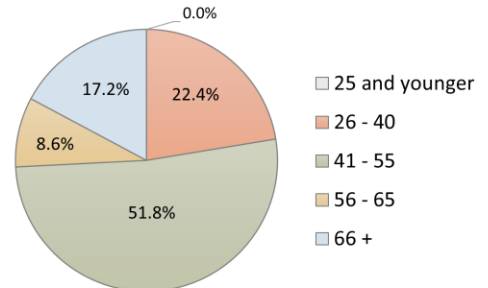
Licensure

As of 12/5/2024, there were **58** actively licensed SD CNMs; **36** (62%) lived in the state.

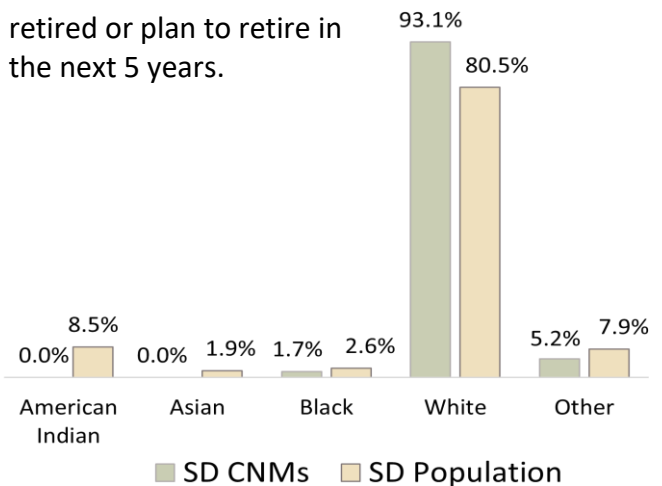


Demographics

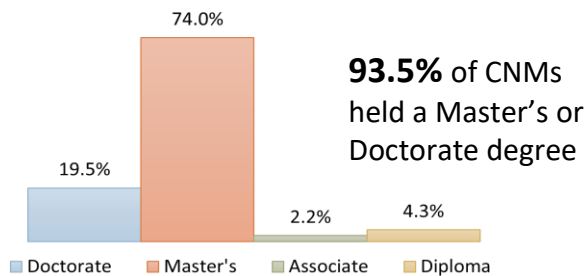
98.3% of CNMs were female.



17.4% of CNMs were retired or plan to retire in the next 5 years.

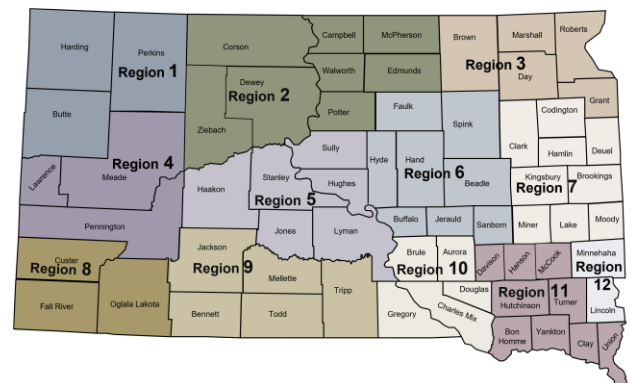


Highest Education Degree



93.5% of CNMs held a Master's or Doctorate degree

Regional Distribution

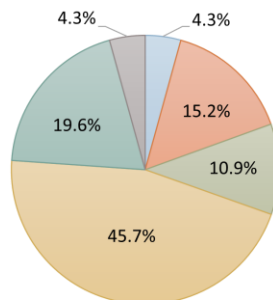


Region	1	2	3	4	5	6	7	8	9	10	11	12	Total
# CNMs	0	1	0	8	1	0	0	3	1	2	3	17	36
% CNMs	0.0	2.8	0.0	22.2	2.8	0.0	0.0	8.3	2.8	5.6	8.3	47.2	100%
% General State Population	1.6	3.0	7.1	19.0	3.1	4.1	11.4	3.3	2.5	2.6	11.8	30.5	100%
FTE Availability	0.0	0.9	0.0	7.0	0.9	0.0	0.0	2.6	0.9	1.7	2.6	14.8	31.4

Employment

78.3% of CNMs were employed full-time and **13%** part-time.

- Academia
- Ambulatory
- Community/Public Health
- Hospital
- Other
- Retired/Unemp/Volunteer



65.2%
Practiced in SD

10.9% practiced in neighboring states
19.6% practiced in other states
4.3% were retired, unemployed, or volunteered