



2023

Annual Report of Nursing Education Programs

SOUTH DAKOTA BOARD OF NURSING

Suggested Citation: South Dakota Board of Nursing, South Dakota Annual Report of Nursing Education Programs: 2023.

© 2023 South Dakota Board of Nursing. All materials related to this copyright may be photocopied for non-commercial scientific or education advancement.



South Dakota Board of Nursing
4305 South Louise Avenue, Suite 201
Sioux Falls, SD 57106

<https://www.sdbon.org/>

Compiled by South Dakota Board of Nursing Staff:

Glenna Burg, MS, RN, CNE Ret
Nursing Education Specialist

Acknowledgements:

- Thank you to South Dakota's Nursing Education Programs for completing the survey.
- Thank you to the South Dakota Board of Nursing staff for their assistance with reviewing the report:
Linda Young, MS, RN, FRE, Executive Officer
Lindsay Olson, MSN, RN, CNP, FNP-BC, Nursing Practice Consultant
Erin Matthies, Operations Manager

TABLE OF CONTENTS

Overview and Methods.....	3
Approved Nursing Education Programs.....	3
Practical Nurse Programs.....	3
Associate Degree RN Programs.....	4
Baccalaureate Degree RN Programs.....	4
Advanced Practice Master’s Degree Programs.....	5
Advanced Practice Doctoral Degree Programs.....	5
Practical Nurse Education Programs.....	6
PN Education Curriculum.....	6
PN Program Capacity.....	6
PN Enrollment.....	7
Characteristics of PN Students.....	8
Characteristics of PN Graduates.....	10
NCLEX-PN® Examination Results.....	12
Graduates Licensed as LPNs in South Dakota.....	13
PN Faculty.....	14
PN Faculty Characteristics.....	15
Registered Nurse Education Programs.....	17
RN Education Curriculum.....	17
RN Prelicensure Program Capacity.....	19
RN Student Enrollment.....	19
RN Upward Mobility Program Enrollment.....	21
Characteristics of Generic, Accelerated, LPN to RN, and RN to BSN Students.....	22
Characteristics of RN Graduates.....	26
NCLEX-RN® Examination Results.....	29
Graduates Licensed as RNs in South Dakota.....	30
RN Faculty.....	31
RN Faculty Characteristics.....	32
Advanced Practice Registered Nurse Education Programs.....	35
APRN Enrollment.....	35
APRN Graduates.....	36
Characteristics of APRN Graduates.....	37
APRN Faculty.....	38
APRN Faculty Characteristics.....	38
Historical Notes.....	40

OVERVIEW AND METHODS

This 2023 South Dakota Annual Report of Nursing Education Programs report was prepared by the South Dakota Board of Nursing (SDBON). Data for this report was collected by the SDBON to fulfill a requirement for ongoing approval of South Dakota nursing education programs in accordance with ARSD 20:48:07:47. The report provides a descriptive analysis of the data collected. Aggregate data was collected from each approved nursing education program for their 2022-2023 academic year beginning with the 2022 fall session and ending with the 2023 summer session, which will be referred to as the “2023 reporting period” or “2023” in the remainder of the report. Data and information were collected and compared with historical data on students, education program capacity, curriculum, graduates, National Council Licensure Examination (NCLEX®) results, and nursing faculty. Additional information regarding the SDBON requirements for nursing education programs is located at <https://www.sdbon.org/>.

APPROVED NURSING EDUCATION PROGRAMS

The table below shows the total number of approved nursing education programs in South Dakota (SD) for registered nurses (RN), licensed practical nurses (LPN), and advanced practice registered nurses (APRN) from 2019 to 2023. In August 2023, Presentation College (PC) voluntarily closed. Students enrolled in their PN, BSN, and APRN programs graduated or transferred to other approved programs.

Prelicensure Nursing Education Programs					Advanced Practice Nursing Programs		
Year	Baccalaureate	Associate	Practical	Total Prelicensure	Master’s	Doctorate	Total Graduate
2019	8	4	6	18	4	2	6
2020	7	5	7	19	3	2	5
2021	7	5	7	19	4	3	7
2022	7	5	7	19	4	3	7
2023	8*	6	7*	21	4*	3	7

*PC closed programs included.

South Dakota’s nursing education programs approval status, as of May 2024, is provided in the following tables. For the most up-to-date information see the SDBON’s website at <https://www.sdbon.org/>. See the school websites listed below for more information about type of programs or tracks offered.

Practical Nurse Programs	SDBON Approval	National Accreditation
Lake Area Technical College (LATC) Main Campus: Watertown, SD Website: www.lakeareatech.edu Dean/Director: Amber Schleusner, MS, RN	Full	Higher Learning Commission (HLC) Accreditation Commission for Education in Nursing (ACEN)
Mitchell Technical College (MTC) Main Campus: Mitchell, SD Website: www.mitchelltech.edu Dean/Director: Carena Jardig, DNP, RN	Full	HLC
Sinte Gleska University (SGU) Main Campus: Mission, SD Website: www.sintegleska.edu Dean/Director: Laura Dunn, MSN, RN	Full	HLC

Sisseton Wahpeton College (SWC) Main Campus: Sisseton, SD Website: www.swc.tc Dean/Director: Nola Ragan, RN, MSN	Full	HLC
Southeast Technical College (STC) Main Campus: Sioux Falls, SD Website: www.southeasttech.edu Dean/Director: Jaclyn Kramer, MSN, RN	Full	HLC ACEN
Western Dakota Technical College (WDTC) Main Campus: Rapid City, SD Website: www.wdt.edu Dean/Director: Kristen Hybertson, MSN, RN	Full	HLC ACEN

Associate Degree RN (AD RN) Programs	SDBON Approval	National Accreditation
Lake Area Technical College (LATC) Main Campus: Watertown, SD Website: www.lakeareatech.edu Dean/Director: Amber Schleusner, MS, RN	Full	HLC ACEN
Dakota Wesleyan University (DWU) Main Campus: Mitchell, SD Website: www.dwu.edu Dean/Director: Penny Tilton, DNP, MSN, RN	Prerequisite	HLC
Mitchell Technical College (MTC) Main Campus: Mitchell, SD Website: www.mitchelltech.edu Dean/Director: Carena Jarding, DNP, RN	Full	HLC
Oglala Lakota College (OLC) Main Campus: Pine Ridge, SD Website: www.olg.edu Dean/Director: Robin White, MSN, RN	Full	HLC Commission for Nursing Education Accreditation (CNEA)
Southeast Technical College (STC) Main Campus: Sioux Falls, SD Website: www.southeasttech.edu Dean/Director: Jaclyn Kramer, MSN, RN	Full	HLC ACEN
Western Dakota Technical College (WDC) Main Campus: Rapid City, SD Website: www.wdt.edu Dean/Director: Kristen Hybertson, MSN, RN	Full	HLC ACEN

Baccalaureate Degree RN (BSN) Programs	SDBON Approval	National Accreditation
Augustana University (AU) Main Campus: Sioux Falls, SD Website: www.augie.edu Dean/Director: Lynn White, PhD, RN, ACNS-BC	Full	HLC Commission on Collegiate Nursing Education (CCNE)
Dakota Wesleyan University (DWU) Main Campus: Mitchell, SD Website: www.dwu.edu Dean/Director: Penny Tilton, DNP, MSN, RN	Full	HLC CCNE

Mount Marty University (MMU) Main Campus: Yankton, SD Website: www.mountmarty.edu Dean/Director: Kathy Magorian, EdD, MSN, RN	Full	HLC CCNE
Northern State University (NSU) Main Campus: Aberdeen, SD Website: www.northern.edu Dean/Director: Lyncee Monson, DNP, RN, CCRN	Prerequisite	HLC
South Dakota State University (SDSU) Main Campus: Brookings, SD Website: www.sdstate.edu Dean/Director: Mary Anne Krogh, PhD, APRN, CRNA, FAAN	Full	HLC CCNE
University of Sioux Falls (USF) Main Campus: Sioux Falls, SD Website: www.usiouxfalls.edu Dean/Director: Jessica Cherenegar, DNP, RN	Full	HLC CCNE
University of South Dakota (USD) Main Campus: Vermillion, SD Website: www.usd.edu Dean/Director: Anne Pithan, DNP, RN CMSRN, CNE	Full	HLC CCNE

Advanced Practice Master's Degree (MSN) Programs	National Accreditation
Augustana University (AU) Main Campus: Sioux Falls, SD Website: www.augie.edu Dean/Director: Lynn White, PhD, RN, ACNS-BC	HLC CCNE
Mount Marty University (MMU) Main Campus: Yankton, SD Website: www.mountmarty.edu Dean/Director: Kathy Magorian, EdD, MSN, RN	HLC CCNE
South Dakota State University (SDSU) Main Campus: Brookings, SD Website: www.sdstate.edu Dean/Director: Mary Anne Krogh, PhD, APRN, CRNA, FAAN	HLC CCNE

Advanced Practice Doctoral Degree Programs	National Accreditation
Mount Marty University (MMU) Nurse Anesthesia Program Main Campus: Sioux Falls, SD Website: www.mountmarty.edu Dean/Director: Andrea Roberts, DNAP, CRNA	HLC Council on Accreditation of Nurse Anesthesia Educational Programs (COA)
South Dakota State University (SDSU) Main Campus: Brookings, SD Website: www.sdstate.edu Dean/Director: Mary Anne Krogh, PhD, APRN, CRNA, FAAN	HLC CCNE
University of South Dakota (USD) Nurse Anesthesia Program Main Campus: Vermillion, SD Website: www.usd.edu Dean/Director: Shauna Rich Jacobson, DNAP, CRNA	HLC COA

PRACTICAL NURSE EDUCATION PROGRAMS

PN Education Curriculum

Required credit hours for graduation for South Dakota’s practical nurse (PN) programs ranged between 44-62 credit hours. Each program’s required course hours are shown in the tables below. Most clinical experiences for PN programs took place in practice settings and ranged between 52%-84% of total clinical time. The use of simulation technology ranged between 0%-34% of clinical time, while lab experiences ranged between 7%-16% of clinical time.

Credit Hours Required for Graduation Practical Nurse Program	Credit Hours Required for Graduation		
	General and Support Courses	Nursing Theory and Clinical Courses	Total
Lake Area Technical College	12.5	32	44.5
Mitchell Technical College	16.5	36.5	53
Sinte Gleska University	26	36	62
Sisseton Wahpeton College	29	26	55
Southeast Technical College	16	28	44
Western Dakota Technical College	15	30	45

Practical Nurse Program	Clinical Experiences			
	Practice Setting Hours	Simulation Hours	Lab Hours	Total
Lake Area Technical College	472.75 (72%)	134.75 (21%)	45 (7%)	652.5 (100%)
Mitchell Technical College	305 (52%)	198 (34%)	82 (14%)	585 (100%)
Sinte Gleska University	640 (84%)	0 (0%)	120 (16%)	760 (100%)
Sisseton Wahpeton College	486 (72%)	120 (18%)	69 (10%)	675 (100%)
Southeast Technical College	452 (74%)	64 (10%)	96 (16%)	612 (100%)
Western Dakota Technical College	384 (77%)	48 (10%)	64 (13%)	496 (100%)

PN Program Capacity

PN programs had 424+ seats available with 336 new students enrolled in the 2023 reporting period.

Practical Nurse Program	Seats Available for New Students	Number of Qualified Applicants	Number of Accepted Applicants	Number of New Students Enrolled
Lake Area Technical College	132	200	178	109
Mitchell Technical College	36	41	41	28
Sinte Gleska University	12	9	9	6
Sisseton Wahpeton College	Unlimited	2	2	2
Southeast Technical College	168	284	140	140
Western Dakota Technical College	76	58	58	51
Total:	424+	594	428	336

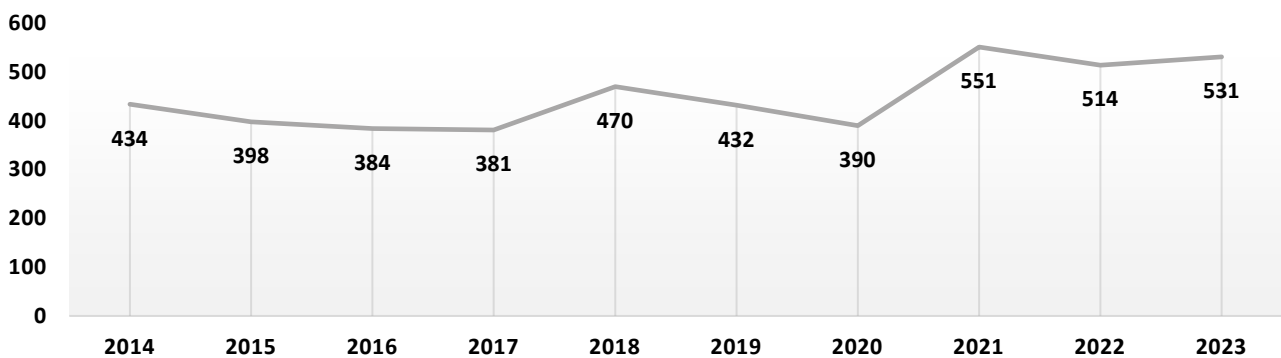
PN Enrollment

Total student enrollment is shown in the following table. Total enrollment for new and continuing students in 2023 was 531 students, an increase of 17 students from 2022. Trends in student enrollment rates from 2014 to 2023 are shown in the line chart for historical comparison.

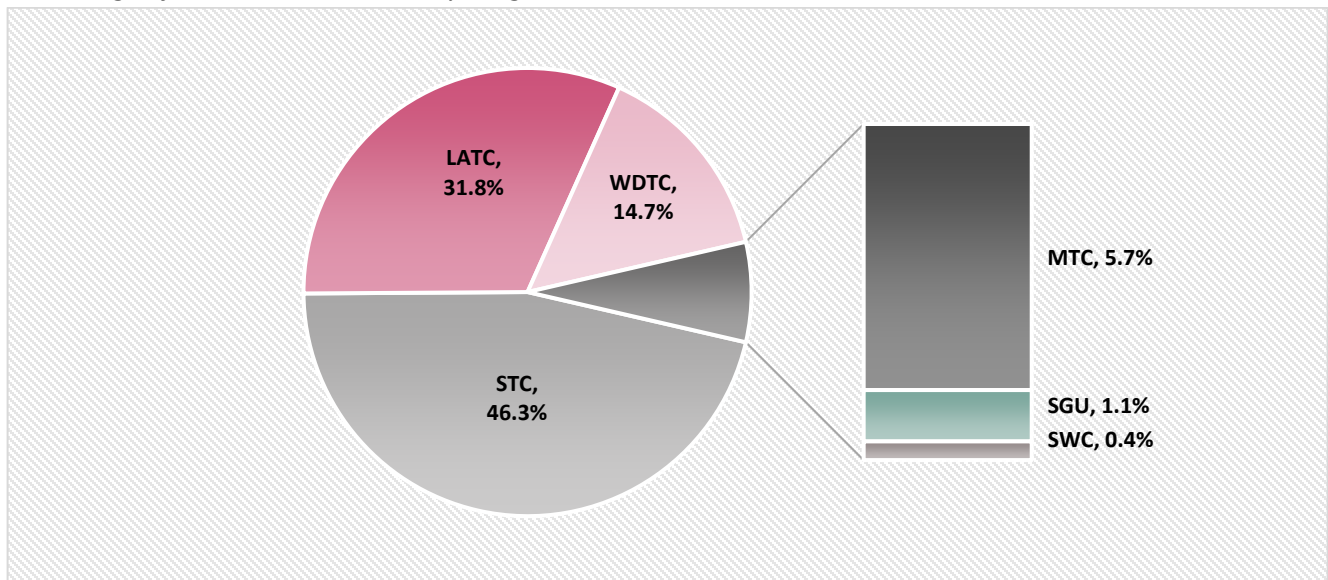
Student Enrollment Practical Nurse Program	2023		2022	2022-2023	
	Total Students	% Total Students	Total Students	Difference	% Change
Lake Area Technical College	169	31.8%	163	6	3.7%
Mitchell Technical College	30	5.7%	33	-3	-9.1%
Presentation College ¹	N/A	N/A	3	-3	-100.0%
Sinte Gleska University	6	1.1%	8	-2	-25.0%
Sisseton Wahpeton College	2	0.4%	0	2	--
Southeast Technical College	246	46.3%	220	26	11.8%
Western Dakota Technical College	78	14.7%	87	-9	-10.3%
Total:	531	100.0%	514	17	3.3%

¹Voluntary closure 2023

Trends in Total PN Student Enrollment



Percentage of PN Students Enrolled by Program



Characteristics of PN Students

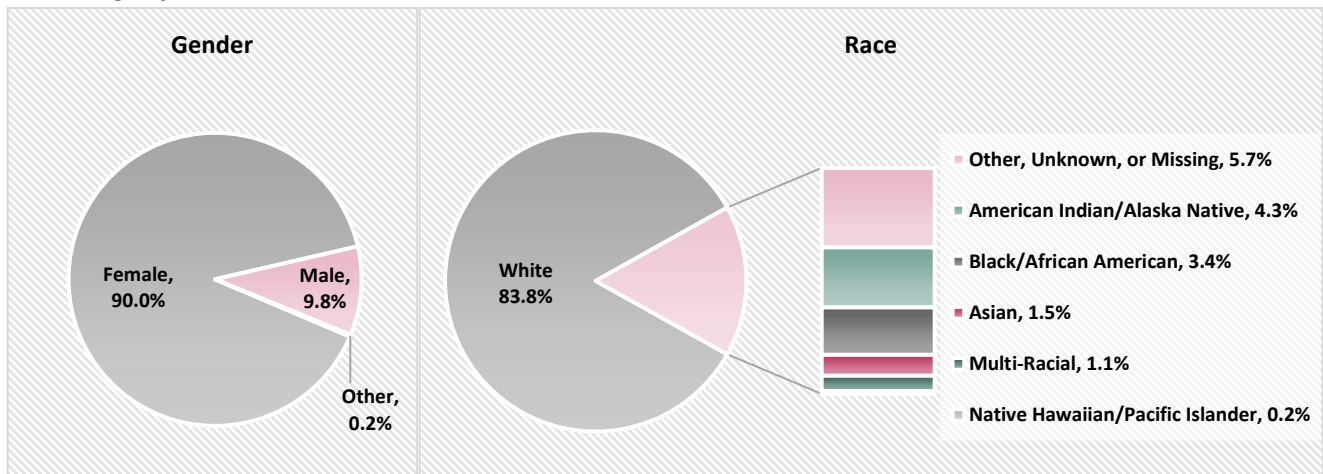
PN Student Gender: Consistent with previous years the majority of PN students in 2023 were female.

Practical Nurse Program	Female	Male	Other	Total Students
Lake Area Technical College	150	19	0	169
Mitchell Technical College	29	1	0	30
Sinte Gleska University	6	0	0	6
Sisseton Wahpeton College	2	0	0	2
Southeast Technical College	225	20	1	246
Western Dakota Technical College	66	12	0	78
Total:	478	52	1	531
Percent:	90.0%	9.8%	0.2%	100.0%

PN Student Race and Ethnicity: Consistent with previous reports most students were White, 83.8%. There were 2.3% of students who were of Hispanic, Latino, or Spanish origin.

Student Race Practical Nurse Program	American Indian /Alaska Native	Asian	Black / African American	Native Hawaiian / Pacific Islander	White	Multi-Racial	Other, Unknown, or Missing	Total Students
Lake Area Technical College	7	1	5	0	149	0	7	169
Mitchell Technical College	1	1	0	0	28	0	0	30
Sinte Gleska University	5	0	0	0	0	0	1	6
Sisseton Wahpeton College	2	0	0	0	0	0	0	2
Southeast Technical College	2	4	11	0	202	5	22	246
Western Dakota Technical College	6	2	2	1	66	1	0	78
Total:	23	8	18	1	445	6	30	531
Percent:	4.3%	1.5%	3.4%	0.2%	83.8%	1.1%	5.7%	100.0%

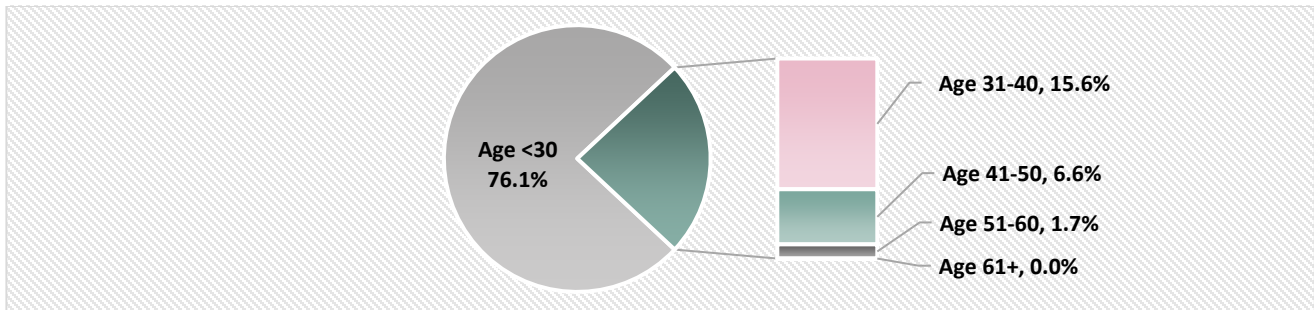
Percentage of PN Student Gender and Race



PN Student Age: The PN student age distribution is shown below in the table and graph.

Practical Nurse Program	≤ 30	31-40	41-50	51-60	61+	Total
Lake Area Technical College	128	23	14	4	0	169
Mitchell Technical College	26	2	2	0	0	30
Sinte Gleska University	2	4	0	0	0	6
Sisseton Wahpeton College	1	1	0	0	0	2
Southeast Technical College	197	39	8	2	0	246
Western Dakota Technical College	50	14	11	3	0	78
Total:	404	83	35	9	0	531

Percentage of PN Student Age

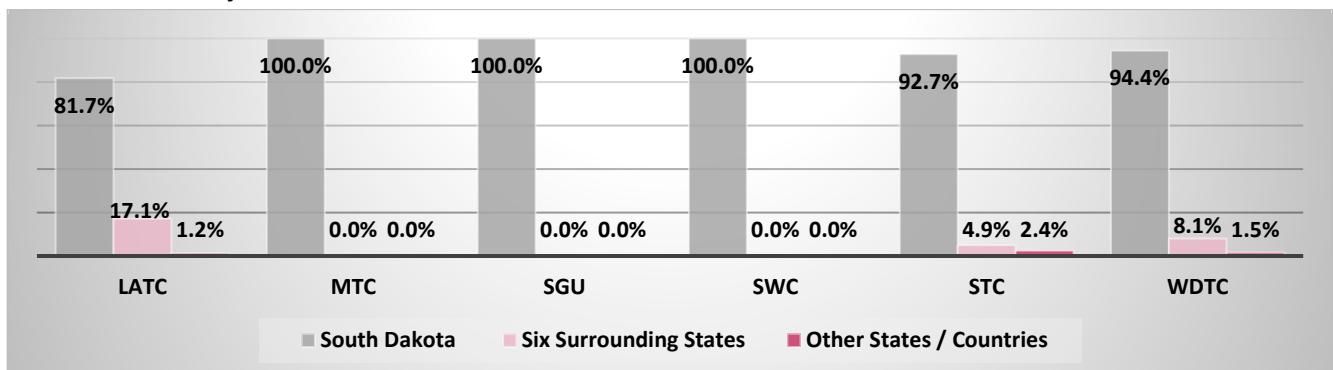


PN Student State of Residence: The primary state of residences of PN students is shown below.

Practical Nurse Program	South Dakota		Six Surrounding States ¹		Other States or Countries		Total	
	Number	Percent	Number	Percent	Number	Percent	Number	Percent
Lake Area Technical College	138	81.6%	29	17.2%	2	1.2%	169	100.0%
Mitchell Technical College	30	100.0%	0	0.0%	0	0.0%	30	100.0%
Sinte Gleska University	6	100.0%	0	0.0%	0	0.0%	6	100.0%
Sisseton Wahpeton College	2	100.0%	0	0.0%	0	0.0%	2	100.0%
Southeast Technical College	228	92.7%	12	4.9%	6	2.4%	246	100.0%
Western Dakota Technical College	76	97.4%	2	2.6%	0	0.0%	78	100.0%
Total:	480	90.4%	43	8.1%	8	1.5%	531	100.0%

¹ Iowa, Montana, Minnesota, Nebraska, North Dakota, Wyoming

PN Student State of Residence



¹ Iowa, Montana, Minnesota, Nebraska, North Dakota, Wyoming

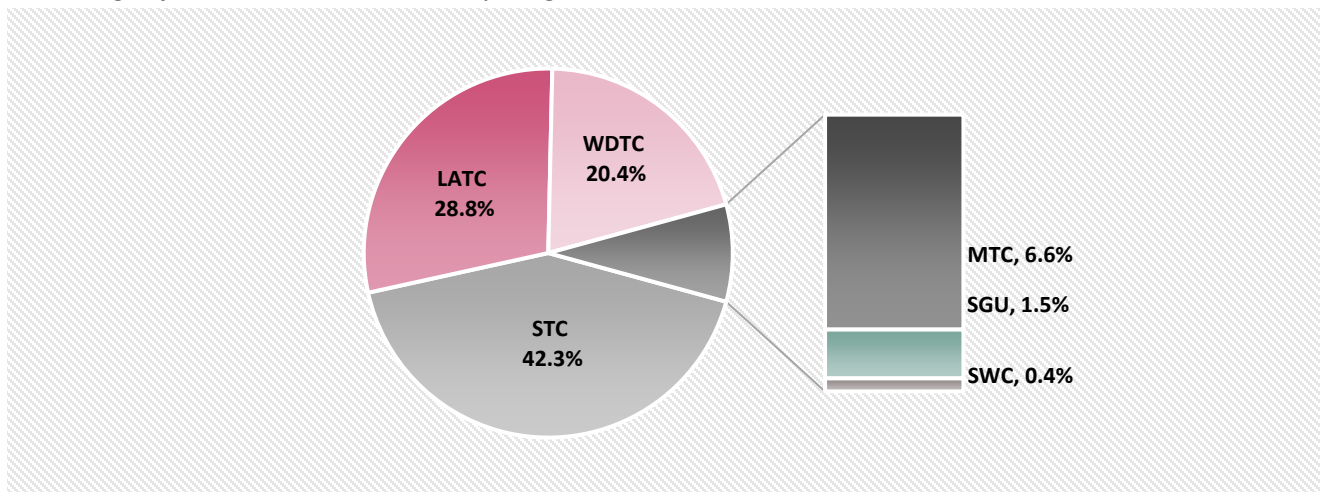
Characteristics of PN Graduates

As shown in the following table, during the 2023 reporting period a total of 274 students graduated from PN programs, an increase of 18.6% from 2022. The percentage of PN graduates produced by the programs is shown in the pie chart. Graduation rates from 2014 to 2023 are shown in the line chart for historical comparison.

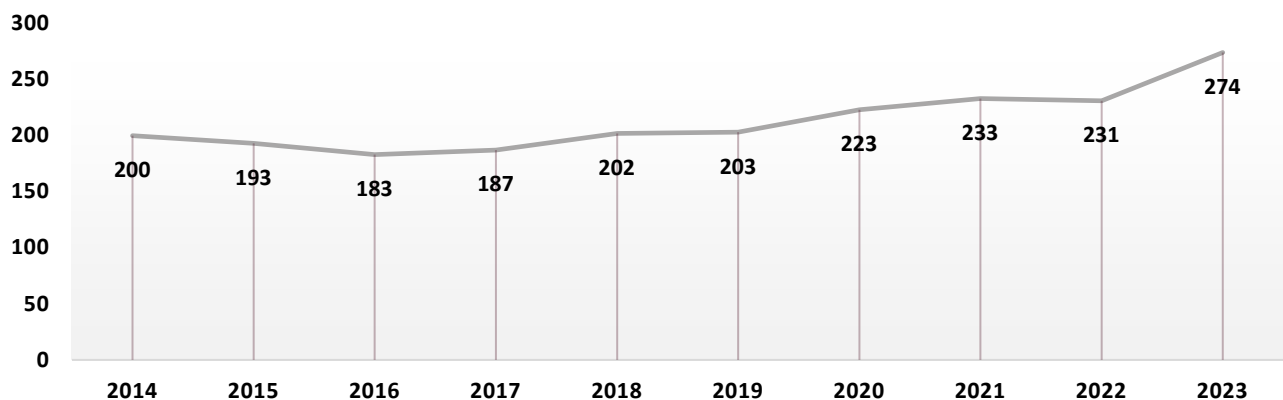
Practical Nurse Program	2023		2022	2022-2023	
	Graduates Produced	%	Number	Difference	% Change
Lake Area Technical College	79	28.8%	61	18	29.5%
Mitchell Technical College	18	6.6%	22	-4	-18.2%
Presentation College ¹	N/A	N/A	3	-3	-100.0%
Sinte Gleska University	4	1.5%	5	-1	-20.0%
Sisseton Wahpeton College	1	0.4%	0	1	--
Southeast Technical College	116	42.3%	88	28	31.8%
Western Dakota Technical College	56	20.4%	52	4	7.7%
Total:	274	100.0%	231	43	18.6%

¹ Voluntary closure 2023

Percentage of PN Graduates Produced by Program



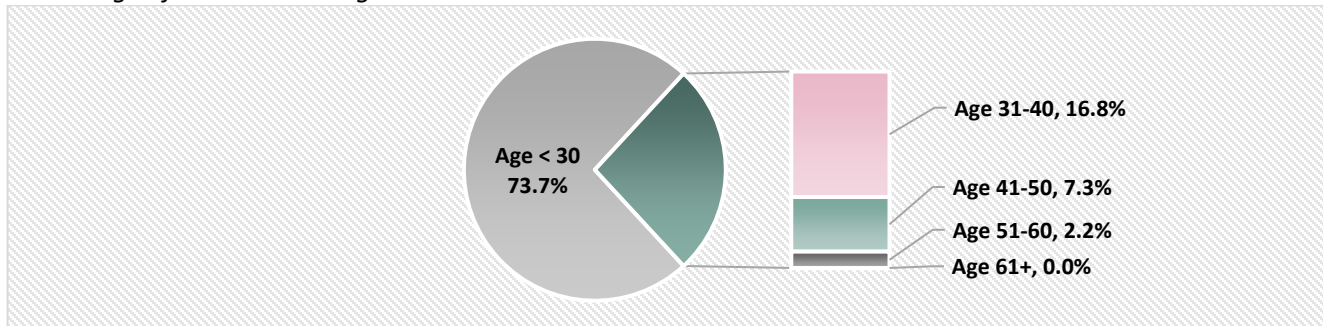
Trends in PN Graduates



PN Graduate Age: The age distribution of PN graduates is shown below.

Practical Nurse Program	≤ 30	31-40	41-50	51-60	61+	Total
Lake Area Technical College	61	11	6	1	0	79
Mitchell Technical College	15	2	1	0	0	18
Sinte Gleska University	2	2	0	0	0	4
Sisseton Wahpeton College	0	1	0	0	0	1
Southeast Technical College	89	20	5	2	0	116
Western Dakota Technical College	35	10	8	3	0	56
Total:	202	46	20	6	0	274

Percentage of PN Graduate Age

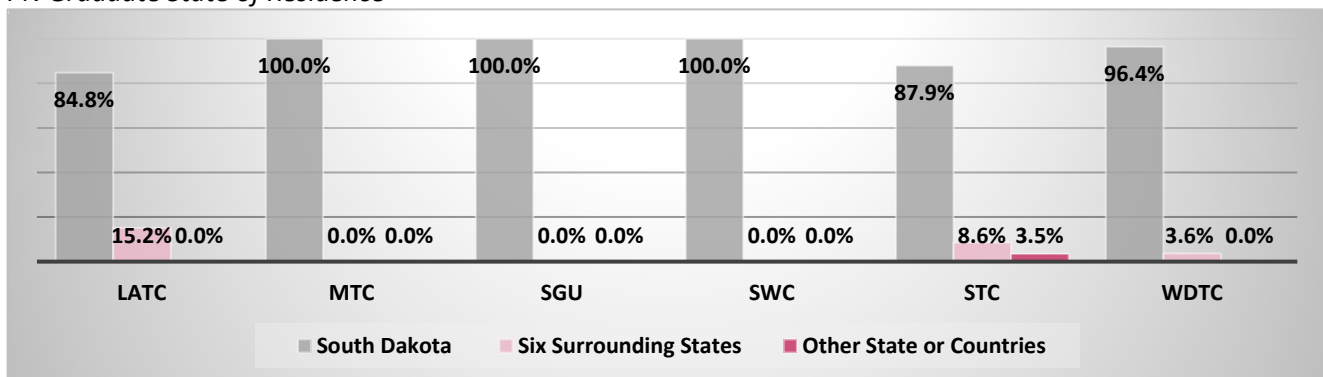


PN Graduate State of Residence: The primary state of residence of PN graduates is shown below.

Practical Nurse Program	South Dakota		Six Surrounding States ¹		Other States or Countries		Total	
	Number	Percent	Number	Percent	Number	Percent	Number	Percent
Lake Area Technical College	67	84.8%	12	15.2%	0	0.0%	79	100.0%
Mitchell Technical College	18	100.0%	0	0.0%	0	0.0%	18	100.0%
Sinte Gleska University	4	100.0%	0	0.0%	0	0.0%	4	100.0%
Sisseton Wahpeton College	1	100.0%	0	0.0%	0	0.0%	1	100.0%
Southeast Technical College	102	87.9%	10	8.6%	4	3.5%	116	100.0%
Western Dakota Technical College	54	96.4%	2	3.6%	0	0.0%	56	100.0%
Total:	246	89.8%	24	8.8%	4	1.4%	274	100.0%

¹ Iowa, Montana, Minnesota, Nebraska, North Dakota, Wyoming

PN Graduate State of Residence



¹ Iowa, Montana, Minnesota, Nebraska, North Dakota, Wyoming

NCLEX–PN® Examination Results

Graduates’ results on the National Council Licensure Examination (NCLEX-PN®) from January-December 2023 are shown in the table. Pass rates are evaluated by the SD Board of Nursing for ongoing approval of a program using measuring periods as defined in ARSD 20:48:07:47. A measuring period commences on January 1 of each calendar year and continues until December 31 of that year in which the number of first-time writers since the start of that measuring period equals or exceeds 21. Measuring periods for programs with fewer than 21 test writers in one calendar year can extend over more than one year until 21 is reached. The pass rate for all first-time test writers in SD in 2023 was 95.8% and the national pass rate was 86.7% Pass rates from 2014 to 2023 are shown in the bar chart for historical comparison.

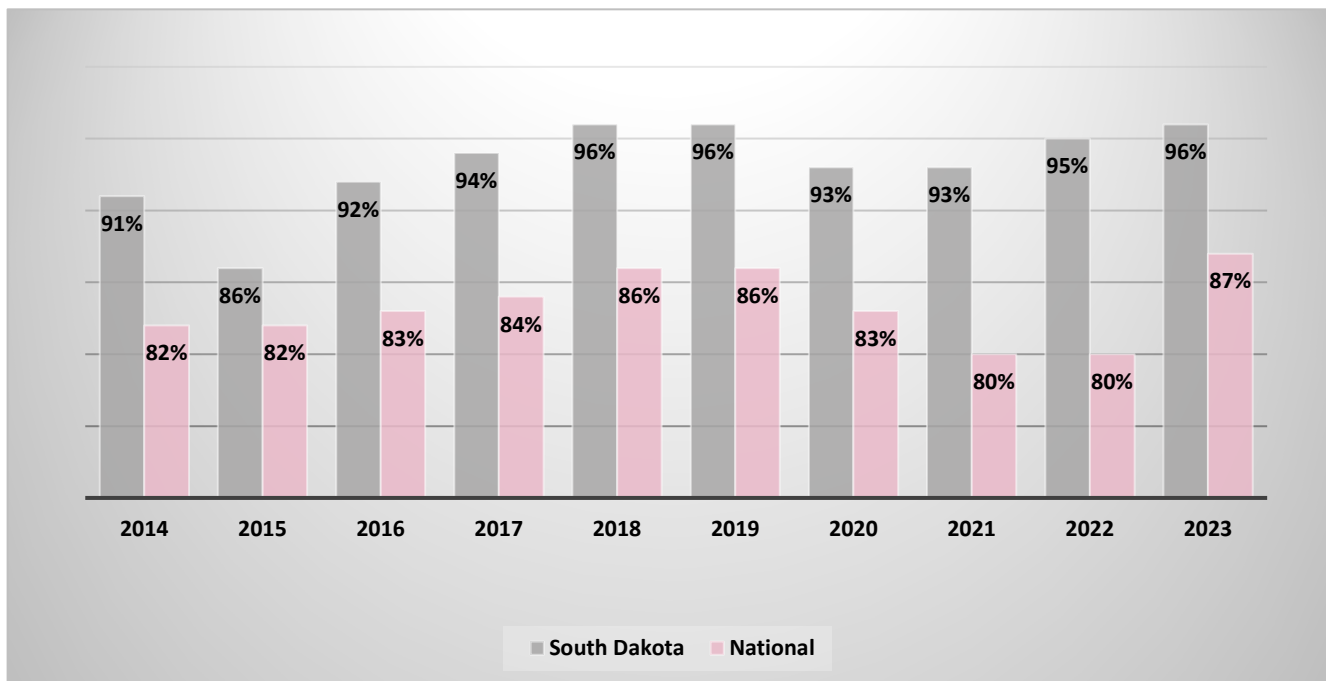
2023 NCLEX-PN Results Practical Nurse Program	# Delivered	# Passed	# Failed	2023 Pass Rate
Lake Area Technical College	80	78	2	97.5%
Mitchell Technical College	18	18	0	100.0%
Presentation College ¹	6	4	2	*
Sinte Gleska University	5	3	2	*
Sisseton Wahpeton College	0	0	0	*
Southeast Technical College	116	114	2	98.3%
Western Dakota Technical College	57	54	3	94.7%
LPN Licensure by Equivalency ²	1	0	1	*
South Dakota Total:	283	271	12	95.8%

¹ Voluntary closure 2023

² SD law allows licensure as an LPN by equivalency of education, if individual: 1) Successfully completed an RN program but unable to pass the NCLEX-RN® or 2) Partially completed an RN program but unable to progress (restrictions apply).

* Pass rate to be determined upon reaching or exceeding an N of 21 graduates.

NCLEX–PN® Pass Rates



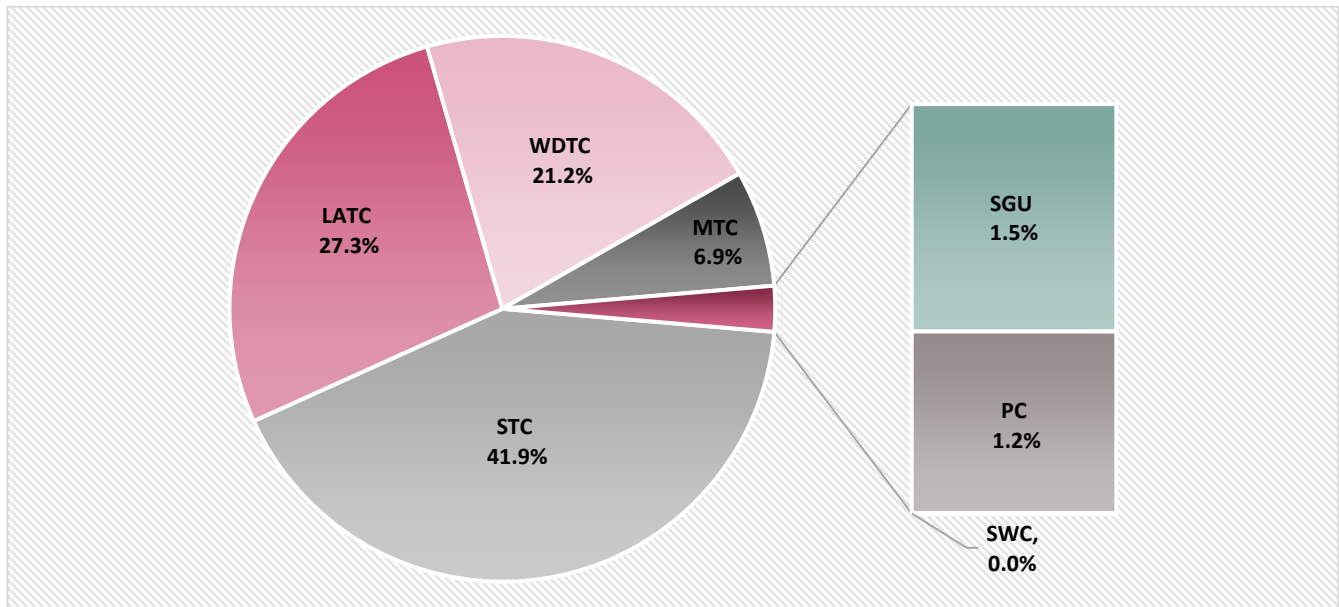
Graduates Licensed as LPNs in South Dakota

The number of graduates licensed by NCLEX-PN® examination in SD from January 1 to December 31, 2023 is listed in the following table. In 2023, 94.9% of PN graduates produced by SD’s programs were licensed in SD.

Practical Nurse Program	Graduates Produced	Graduates Licensed in SD	Percent of Program’s Graduates Licensed in SD
Lake Area Technical College	79	71 (89.9%)	27.3%
Mitchell Technical College	18	18 (100.0%)	6.9%
Presentation College ¹	No Report	3 (--%)	1.2%
Sinte Gleska University	4	4 (100.0%)	1.5%
Sisseton Wahpeton College	1	0 (0.0%)	0.0%
Southeast Technical College	116	109 (94.0%)	41.9%
Western Dakota Technical College	56	55 (98.2%)	21.2%
Total:	274	260 (94.9%)	100.0%

¹ Voluntary closure 2023

Percentage of PN Program’s Graduates Licensed in SD of Total Licensed in SD



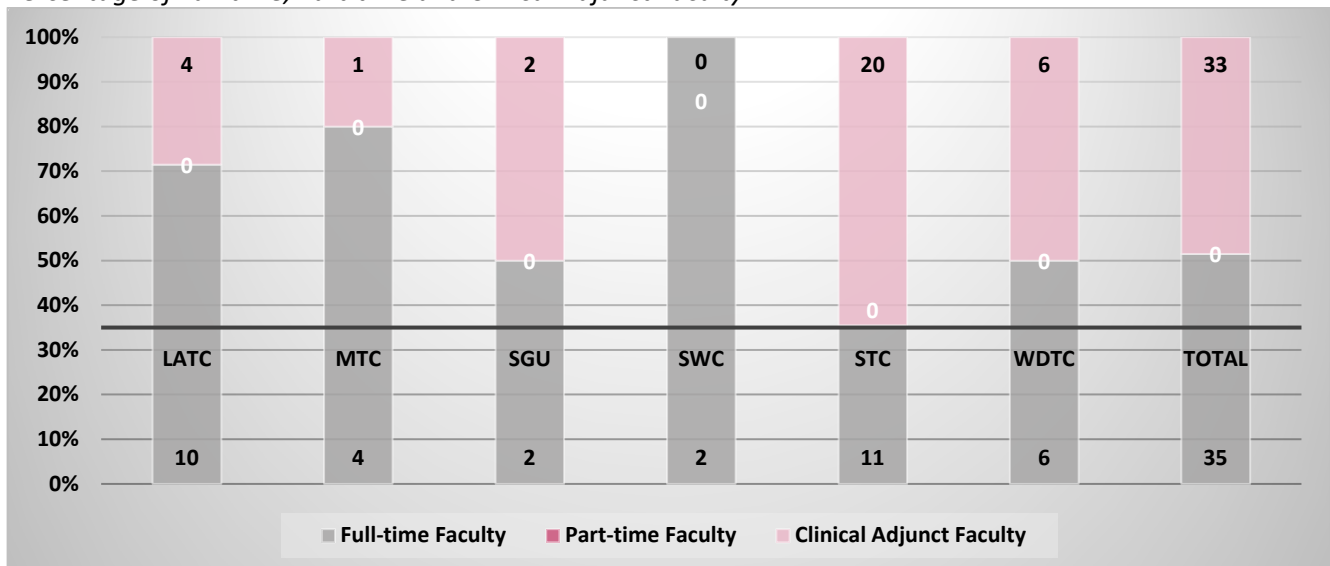
PN Faculty

Employment Status: Respondents were asked to identify the number of full-time, part-time, and clinical adjunct PN nursing education faculty employed by their program. Full-time faculty are expected to work 40 hours per week and are responsible for teaching, participating in curriculum development, holding office hours for student advisement, attending faculty meetings, participating in campus-wide events, pursuing scholarly activities, and attending professional development events. Part-time faculty work less than 40 hours per week and are responsible for teaching, collaborating with other faculty, and maintaining availability to students. Clinical adjunct faculty provide clinical teaching under the direction of full-time and part-time faculty.

Practical Nurse Program	Full-time	Part-time	Clinical Adjunct Faculty	Total Faculty
Lake Area Technical College	10	0	4	14
Mitchell Technical College	4	0	1	5
Sinte Gleska University	2	0	2	4
Sisseton Wahpeton College	2	0	0	2
Southeast Technical College	11	0	20	31
Western Dakota Technical College	6	0	6	12
Total:	35	0	33	68
Percentage:	51.5%	0.0%	48.5%	100.0%

National Faculty Quality Indicator: According to the *NCSBN Nursing Education Approval Guidelines (2020)*, one indicator of a quality nursing program is, at a minimum, having 35% of the total faculty (full-time, part-time, and clinical adjunct faculty) employed full-time by the institution. All practical nursing programs in South Dakota meet this requirement as shown by the benchmark line in the graph below. Guidelines retrieved from: https://www.ncsbn.org/public-files/Guidelines_for_Prelicensure_Nursing_Program_Approval_FINAL.pdf

Percentage of Full-time, Part-time and Clinical Adjunct Faculty



Vacancies: As of September 2023, there was 1 full-time faculty vacancy reported in PN programs.

PN Faculty Characteristics

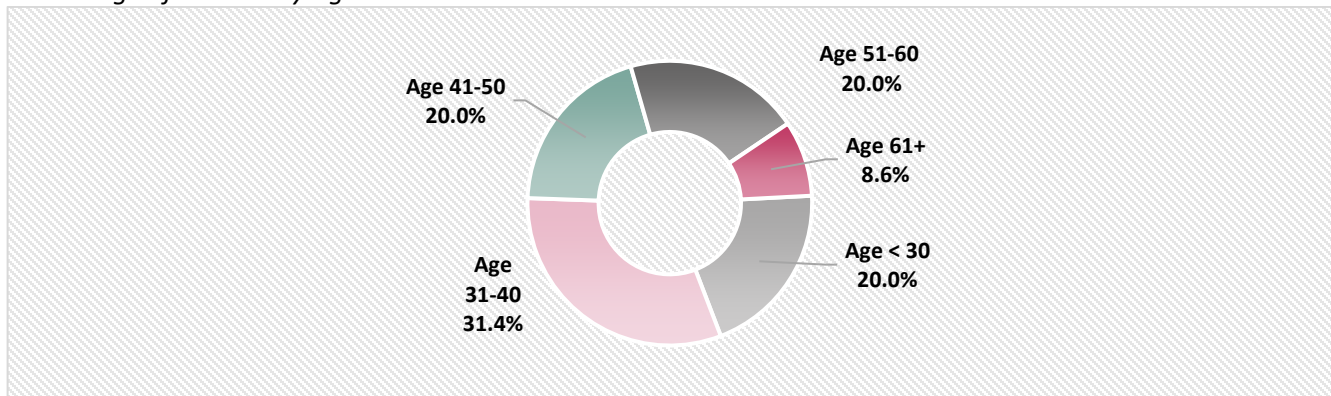
PN Faculty Gender: Of the 35 full-time and part-time RN faculty, 33 (94.3%) were female and 2 (5.7%) were male.

PN Faculty Pursuing Advanced Nursing Degree: Five (12.5%) full-time and part-time PN faculty were pursuing an advanced nursing degree in 2023.

PN Faculty Age and Academic Preparation: As shown on the table and graph, the majority, 51.4%, of PN faculty who were full-time or part-time were 40 years old or younger. Of the nursing faculty holding a graduate degree, 6 (17.1%) were 51 years and older.

Practical Nurse Program	≤ 30	31-40	41-50	51-60	61+	Total	%
Doctor of Nursing Practice	0	0	1	0	0	1	2.9%
Master's in Nursing	4	6	4	4	2	20	57.1%
Bachelor's in Nursing	3	5	2	3	1	14	40.0%
Total:	7	11	7	7	3	35	100.0%
Percent	20.0%	31.4%	20.0%	20.0%	8.6%	100.0%	

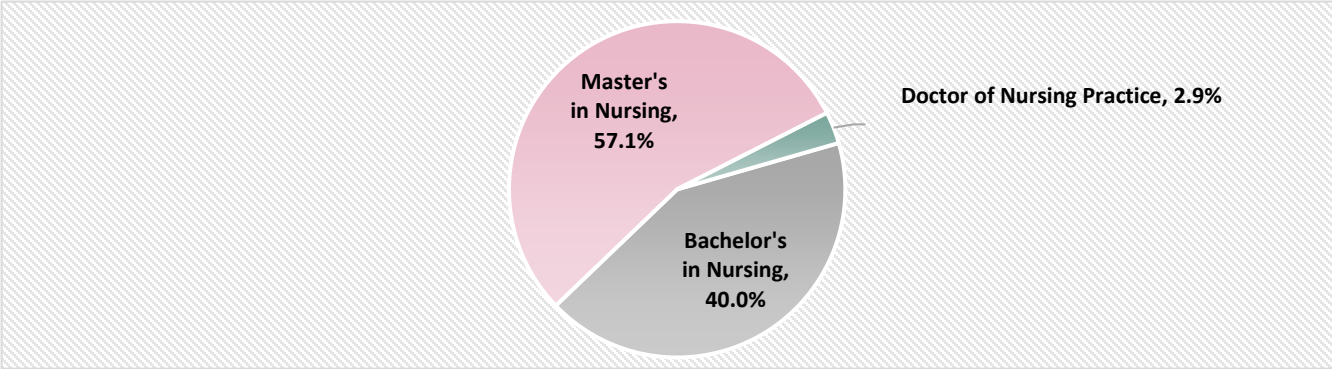
Percentage of PN Faculty Age



Highest Academic Achievement of PN Faculty by Program: The highest academic degree achieved by full-time and part-time PN faculty is shown in the table. The majority, 57.1%, hold a Master's degree in nursing.

Practical Nurse Program	Bachelor's in Nursing	Master's in Nursing	Doctor of Nursing Practice	Total Full-time & Part-time Faculty
Lake Area Technical College	4	6	0	10
Mitchell Technical College	0	3	1	4
Sinte Gleska University	0	2	0	2
Sisseton Wahpeton College	0	2	0	2
Southeast Technical College	5	6	0	11
Western Dakota Technical College	5	1	0	6
Total:	14	20	1	35
Percent:	40.0%	57.1%	2.9%	100.0%

Percentage of PN Faculty Highest Academic Degree



REGISTERED NURSE EDUCATION PROGRAMS

RN Education Curriculum

Course hours required for graduation from all RN programs are shown in the table below.

Credit Hours Required for Graduation Registered Nurse Programs	General and Support Courses	Nursing Theory and Clinical Courses	Credits from Previous Nursing Diploma/Degree	Total
Associate Degree RN Programs				
Lake Area Technical College ¹	30.5	23	LPN – 32	85.5
Mitchell Technical College ¹	26	30	Not Reported	56
Oglala Lakota College	30	41	N/A	71
Southeast Technical College ¹	19	24	Not Reported	43
Western Dakota Technical College ¹	16	24	Not Reported	40
Baccalaureate RN Programs				
Augustana University				
• Generic & Accelerated BSN	74	50	N/A	124
Dakota Wesleyan University				
• Generic BSN	62	59	N/A	121
• LPN to BSN	42	49	LPN - 29	120
Mount Marty University				
• Generic BSN	64	64	N/A	128
• LPN to BSN	62	66	Not Reported	128
• RN to BSN	63	65	Not Reported	128
South Dakota State University				
• Generic & Accelerated BSN	58	62	N/A	120
• RN to BSN	50	24	AD RN – 46	120
University of Sioux Falls				
• Generic BSN	66	57	N/A	123
• Accelerated BSN	32	57	Conferred Degree Required	89
University of South Dakota				
• Generic BSN	61	59	N/A	120
• LPN to BSN	62	51	LPN – Up to 7	120
• RN to BSN	58	27	AD RN – 35	120

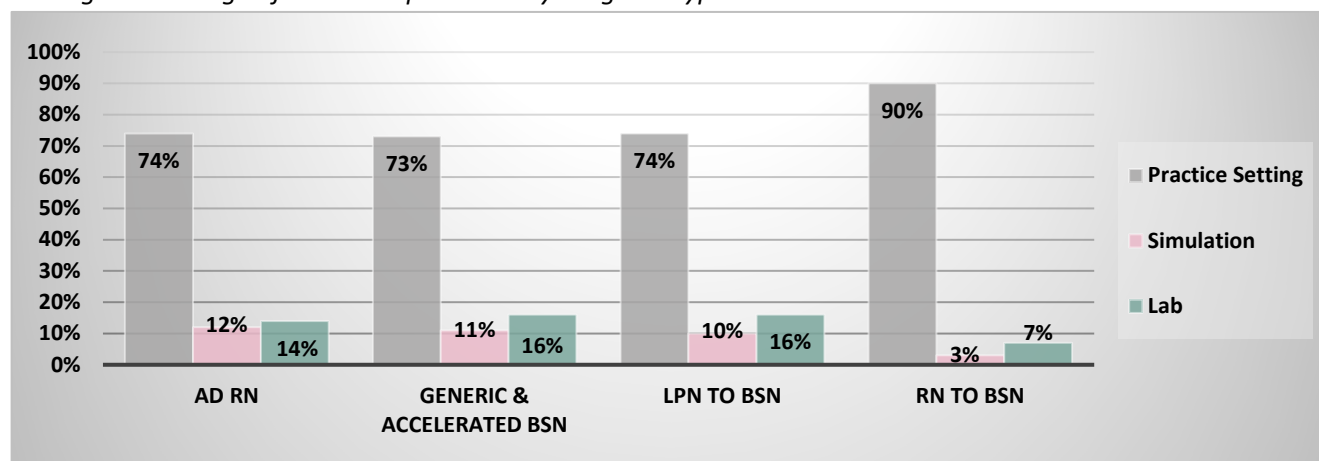
¹ LPN to AD RN Program

A breakdown of the hours spent in clinical experiences by practice settings, simulation, and lab are shown in the following table and chart. RN programs used practice settings to fulfill most clinical hour requirements. The use of simulation as a replacement for clinical hours was well below “up to 50% of clinical time” as allowed in ARSD 20:48:07:50. Time spent in lab experiences was minimal for most programs.

Clinical Experiences	Practice Setting Hours	Simulation Hours	Lab Hours	Total
Associate Degree RN Programs				
Lake Area Technical College ¹	331 (80%)	74 (18%)	7.5 (2%)	413 (100%)
Mitchell Technical College ¹	239 (59%)	87 (21%)	79 (20%)	405 (100%)
Oglala Lakota College	341 (78%)	24 (6%)	70 (16%)	435 (100%)
Southeast Technical College ¹	248 (76%)	40 (12%)	40 (12%)	328 (100%)
Western Dakota Technical College ¹	280 (77%)	20 (5%)	64 (18%)	364 (100%)
Baccalaureate RN Programs				
Augustana University				
• Generic BSN & Accelerated BSN	464 (74%)	67 (10%)	99 (16%)	630 (100%)
Dakota Wesleyan University				
• Generic BSN	393.5 (70%)	56.5 (10%)	112.5 (20%)	562.5 (100%)
• LPN to BSN	367.5 (78%)	42.5 (9%)	62.5 (13%)	472.5 (100%)
Mount Marty University				
• Generic BSN	701 (71%)	76 (8%)	213 (21%)	990 (100%)
• LPN to BSN	701 (71%)	76 (8%)	213 (21%)	990 (100%)
• RN to BSN	701 (71%)	76 (8%)	213 (21%)	990 (100%)
South Dakota State University				
• Generic & Accelerated BSN	597 (67%)	168 (19%)	120 (14%)	885 (100%)
• RN to BSN	90 (100%)	0 (0%)	0 (0%)	90 (100%)
University of Sioux Falls				
• Generic & Accelerated BSN	489 (83%)	38 (7%)	60 (10%)	587 (100%)
University of South Dakota				
• Generic BSN	644 (72%)	140 (15%)	116 (13%)	900 (100%)
• LPN to BSN	644 (72%)	140 (15%)	116 (13%)	900 (100%)
• RN to BSN	225 (100%)	0 (0%)	0 (0%)	225 (100%)

¹ LPN to AD RN Program

Average Percentage of Clinical Experiences by Program Type



RN Prelicensure Program Capacity

There were 1,125+ seats (249 AD RN and 876+ baccalaureate) available in South Dakota's prelicensure RN programs with 780 new students (173 AD RN and 607 baccalaureate) enrolled in the 2023 reporting period.

RN Program Capacity	Seats Available for New Students	Number of Qualified Applicants	Number of Accepted Applicants	Number of New Students Enrolled
Associate Degree RN Programs				
Lake Area Technical College	55	72	60	53
Mitchell Technical College	30	28	28	25
Oglala Lakota College	20	15	17	17
Southeast Technical College	96	42	42	42
Western Dakota Technical College	48	37	36	36
Total:	249	194	183	173
Baccalaureate RN Programs				
Augustana University	88	54	54	44
Dakota Wesleyan University	72	47	47	47
Mount Marty University	36	31	31	31
South Dakota State University	376+	445	324	331
University of Sioux Falls	80	65	65	45
University of South Dakota	224	124	115	109
Total:	876+	766	636	607
Associate and Baccalaureate Total:	1,125+	960	819	780

RN Student Enrollment

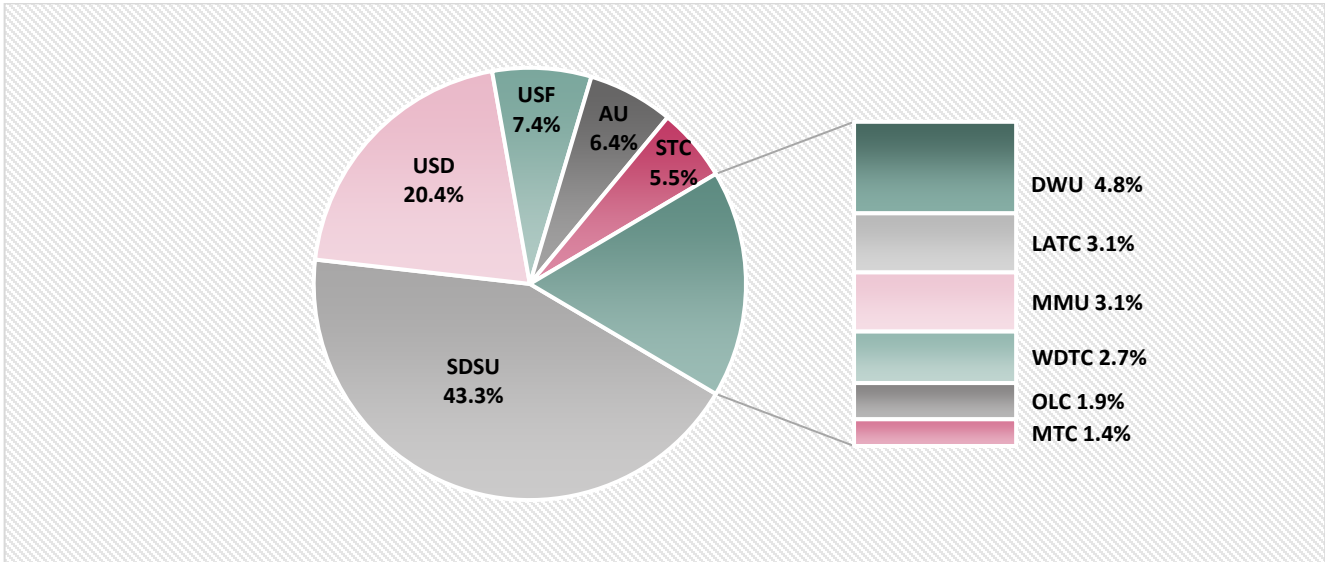
In 2023 there were 1,734 new and continuing students enrolled in RN programs, a decrease of 19.6% from 2022. In 2023, enrollment in AD RN programs increased by 9.0% and baccalaureate enrollment decreased by 23.1%. Presentation College closed in 2023 resulting in a loss of 279 students.

RN Student Enrollment	2023		2022	2022-2023	
	Total Students	% Total Students	Total Students	Difference	% Change
Associate Degree RN Programs					
Lake Area Technical College	54	3.1%	22	32	145.5%
Mitchell Technical College	25	1.4%	23	2	8.7%
Oglala Lakota College	34	1.9%	27	7	25.9%
Southeast Technical College	95	5.5%	128	-33	-25.8%
Western Dakota Technical College	46	2.7%	33	13	39.4%
Total:	254	14.6%	233	21	9.0%
Baccalaureate RN Programs					
Augustana University	112	6.4%	154	-42	-27.3%
Dakota Wesleyan University	83	4.8%	76	7	9.2%
Mount Marty University	53	3.1%	47	6	12.8%
Presentation College ¹	N/A	N/A	279	-279	-100.0%
South Dakota State University	750	43.3%	790	-40	-5.1%
University of Sioux Falls	128	7.4%	158	-30	-19.0%
University of South Dakota	354	20.4%	421	-67	-15.9%
Total:	1,480	85.4%	1,925	-445	-23.1%
Associate and Baccalaureate Total:	1,734	100.0%	2,158	-424	-19.6%

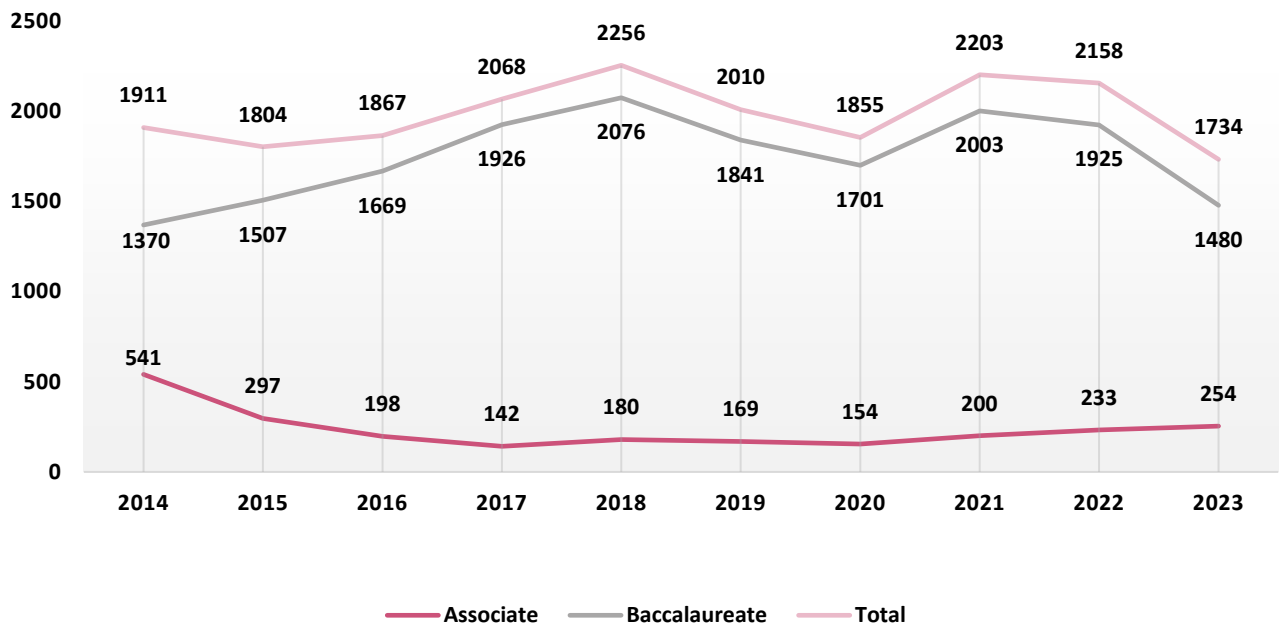
¹ Voluntary closure 2023

Percentage of total associate and baccalaureate student enrollment is shown in the pie chart. Trends in student enrollment rates from 2014 to 2023 are shown in the line chart for historical comparison.

Total RN Associate and Baccalaureate Student Enrollment



Trends in RN Student Enrollment



RN Upward Mobility Program Enrollment

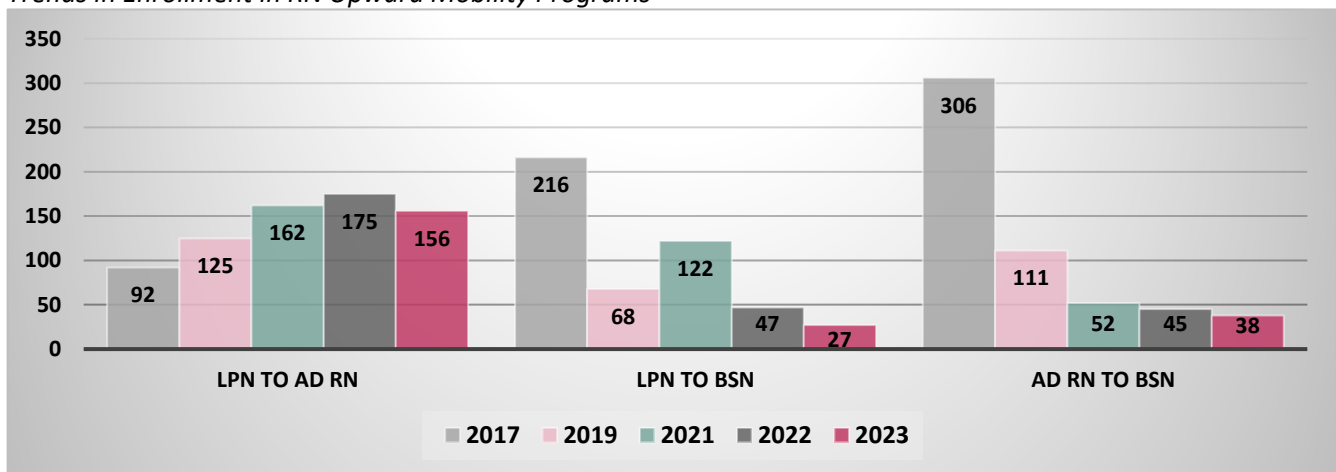
The following table includes information on LPNs and AD RNs who were newly enrolled in upward mobility programs. In 2023 there were 183 LPNs enrolled in AD RN or baccalaureate RN upward mobility programs, 39 fewer, or a change of -17.6% from 2022. In 2023 there were 38 RNs enrolled in baccalaureate upward mobility nursing programs, 7 fewer or a change of -15.6% from 2022.

Enrollment in RN Upward Mobility Programs	2022 – 2023			
	2023	2022	Difference	% Change
LPN Enrollment in Associate Degree RN Programs¹				
Lake Area Technical College	53	22	31	140.9%
Mitchell Technical College	25	23	2	8.7%
Southeast Technical College	42	99	-57	-57.6%
Western Dakota Technical College	36	31	5	16.1%
Total:	156	175	-19	-10.9%
LPN Enrollment in Baccalaureate RN Programs¹				
Dakota Wesleyan University	27	15	12	80.0%
Mount Marty University	0	0	0	0
Presentation College ²	N/A	32	-32	-100.0%
University of South Dakota	0	0	0	0
Total:	27	47	-20	-42.6%
Total LPN Enrollment in Associate & Baccalaureate RN Programs:	183	222	-39	-17.6%
Associate Degree RN Enrollment in Baccalaureate RN Programs				
Mount Marty University	0	0	0	0
Presentation College ²	N/A	1	-1	100.0%
South Dakota State University	28	25	3	12.0%
University of South Dakota	10	19	-9	-47.4%
Total:	38	45	-7	-15.6%
Total Upward Mobility Enrollment:	221	267	-46	-17.2%

¹ Included In prelicensure RN tables

² Voluntary closure 2023

Trends in Enrollment in RN Upward Mobility Programs

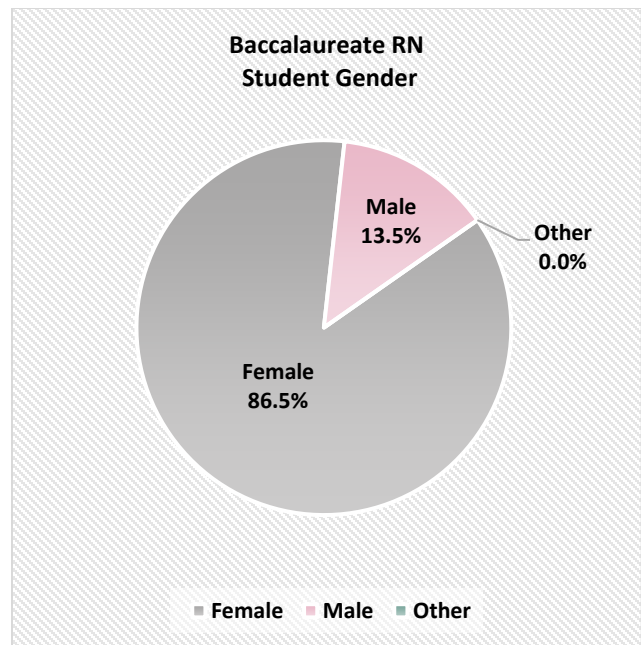
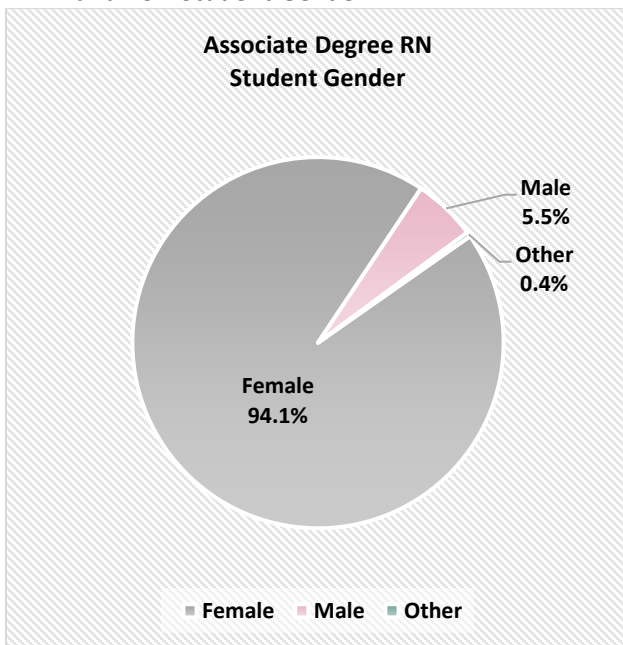


Characteristics of Generic, Accelerated, LPN to BSN, and RN to BSN Students

Student Gender: As in previous years, most RN students, 87.6%, were female.

Student Gender	Female	Male	Other	Total Students
Associate Degree RN Programs				
Lake Area Technical College	52	2	0	54
Mitchell Technical College	24	1	0	25
Oglala Lakota College	29	5	0	34
Southeast Technical College	90	4	1	95
Western Dakota Technical College	44	2	0	46
Total:	239	14	1	254
Percent:	94.1%	5.5%	0.4%	100.0%
Baccalaureate RN Programs				
Augustana University	88	24	0	112
Dakota Wesleyan University	76	7	0	83
Mount Marty University	40	13	0	53
South Dakota State University	668	82	0	750
University of Sioux Falls	107	21	0	128
University of South Dakota	301	53	0	354
Total:	1,280	200	0	1,480
Percent:	86.5%	13.5%	0.0%	100.0%
Associate and Baccalaureate RN Total:	1,519	214	1	1,734
Percent:	87.6%	12.3%	<0.1%	100%

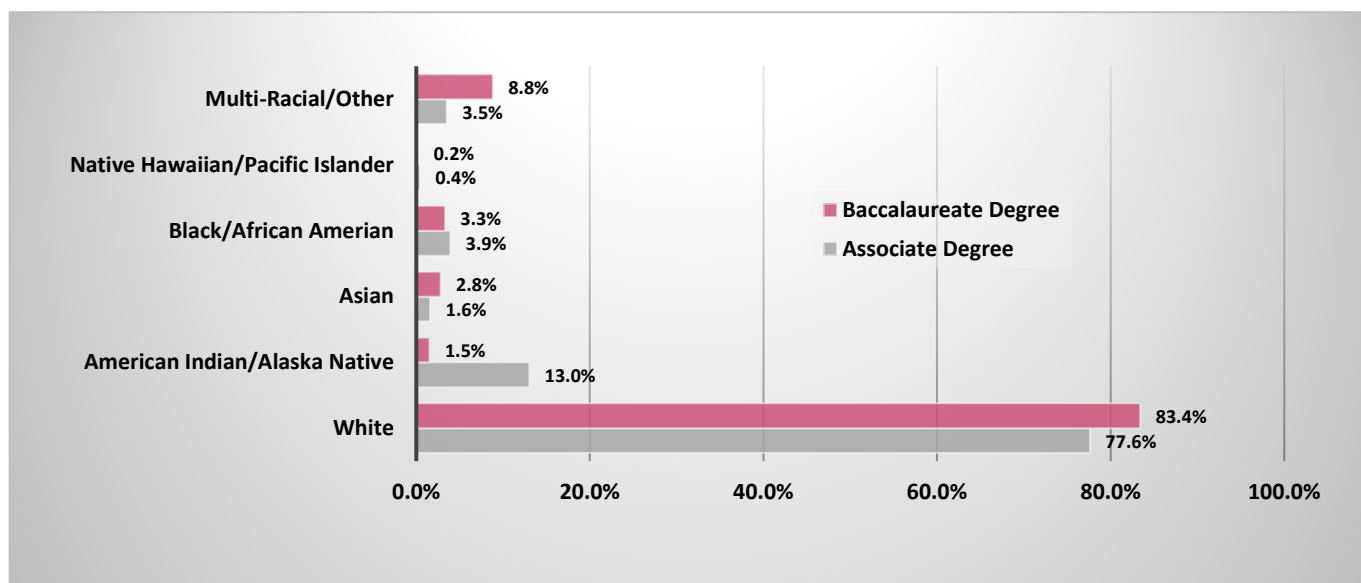
AD RN and BSN Student Gender



RN Student Race and Ethnicity: Most RN students were White, 82.6%, with 1.6% of Hispanic, Latino, or Spanish origin.

Student Race	American Indian / Alaska Native	Asian	Black / African American	Native Hawaiian / Pacific Islander	White	Multi-Racial	Other, Unknown, or Missing	Total Students
Associate Degree RN Programs								
Lake Area Technical College	0	0	1	0	52	0	1	54
Mitchell Technical College	1	1	0	0	23	0	0	25
Oglala Lakota College	27	0	1	0	6	0	0	34
Southeastern Technical College	1	2	6	0	78	0	8	95
Western Dakota Technical College	4	1	2	1	38	0	0	46
Total:	33	4	10	1	197	0	9	254
Percent:	13.0%	1.6%	3.9%	0.4%	77.6%	0.0%	3.5%	100.0%
Baccalaureate RN Programs								
Augustana University	0	3	7	1	101	0	0	112
Dakota Wesleyan University	0	1	1	0	73	4	4	83
Mount Marty University	1	0	2	0	47	0	3	53
South Dakota State University	16	29	24	0	586	1	94	750
University of Sioux Falls	3	3	6	0	106	6	4	128
University of South Dakota	2	5	9	2	322	10	4	354
Total:	22	41	49	3	1,235	21	109	1,480
Percent:	1.5%	2.8%	3.3%	0.2%	83.4%	1.4%	7.4%	100.0%
Associate and Baccalaureate RN Total:	55	45	59	4	1,432	21	118	1,734
Percent:	3.2%	2.6%	3.4%	0.2%	82.6%	1.2%	6.8%	100.0%

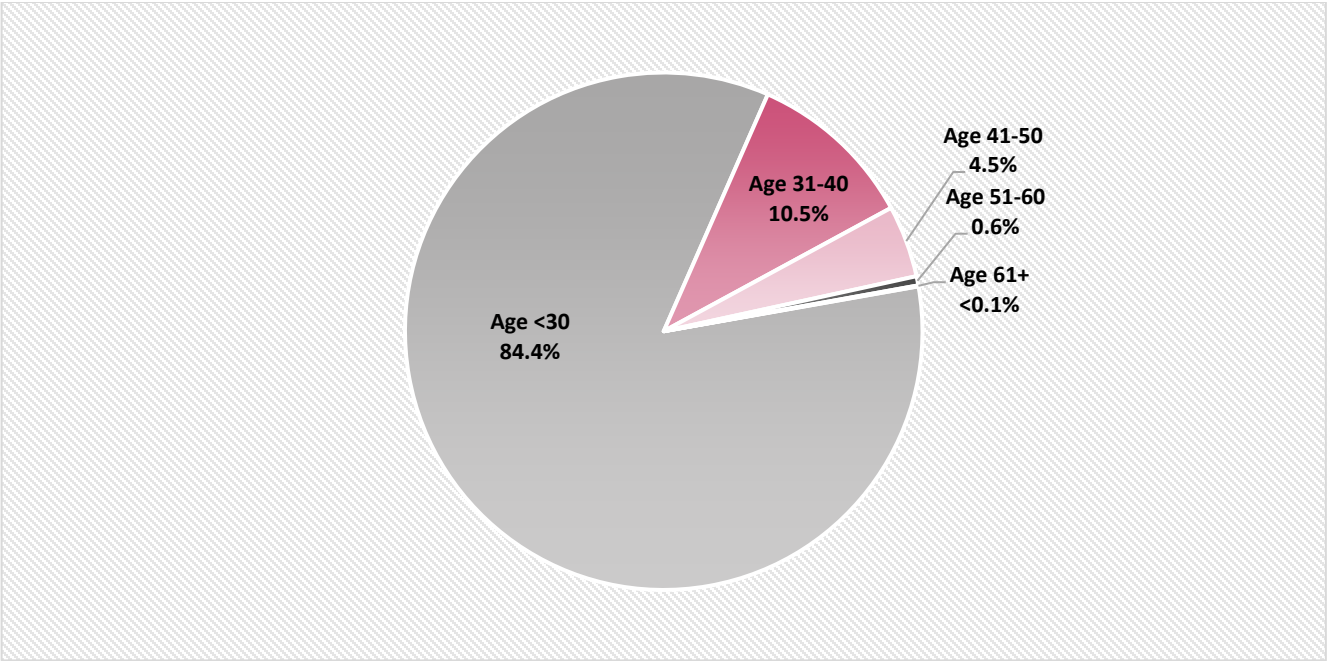
RN Student Race



RN Student Age: The age of RN students is shown below.

Student Age	≤ 30	31-40	41-50	51-60	61+	Total
Associate Degree RN Programs						
Lake Area Technical College	32	10	11	1	0	54
Mitchell Technical College	13	9	2	1	0	25
Oglala Lakota College	25	5	3	1	0	34
Southeast Technical College	61	23	11	0	0	95
Western Dakota Technical College	23	15	7	1	0	46
Total:	154	62	34	4	0	254
Baccalaureate RN Programs						
Augustana University	104	7	1	0	0	112
Dakota Wesleyan University	63	13	6	1	0	83
Mount Marty University	51	1	1	0	0	53
South Dakota State University	676	55	17	2	0	750
University of Sioux Falls	111	13	3	1	0	128
University of South Dakota	304	31	16	2	1	354
Total:	1,309	120	44	6	1	1,480
Associate and Baccalaureate RN Total:	1,463	182	78	10	1	1,734

RN Student Age

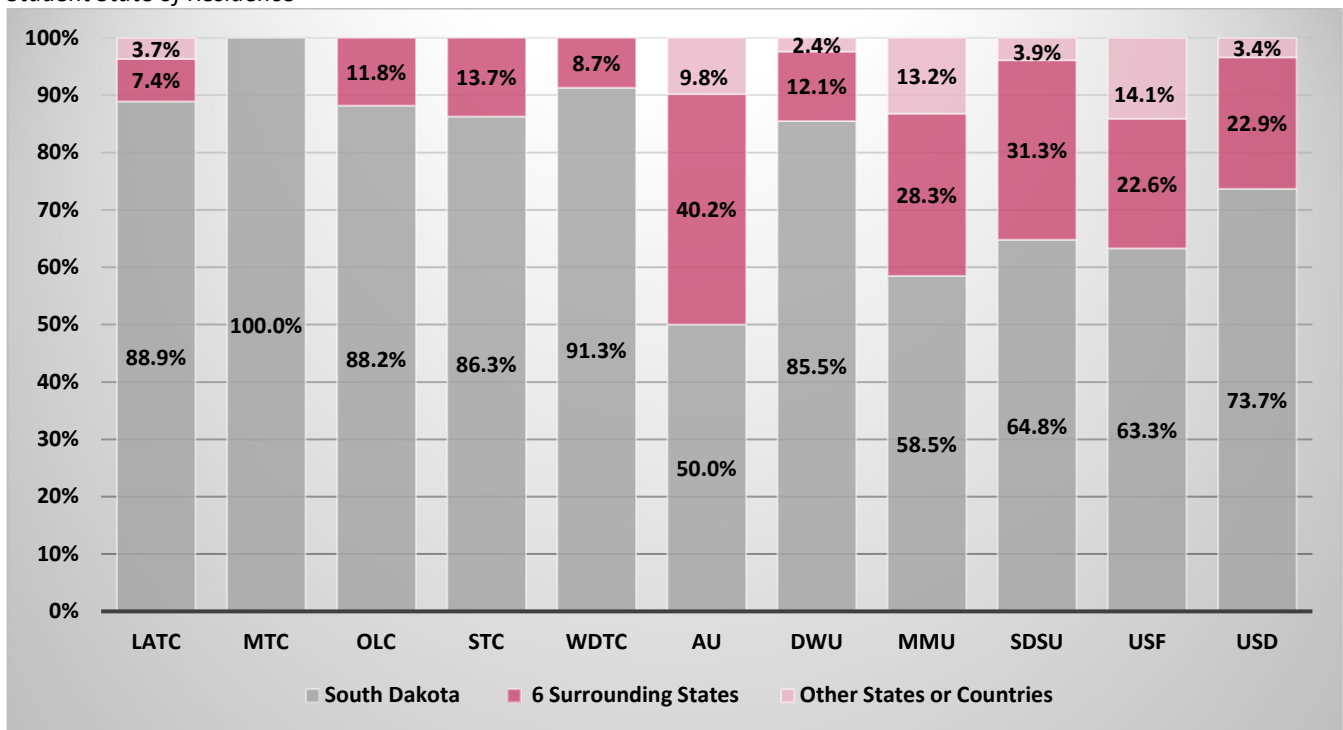


RN Student State of Residence: The primary state of residence of RN students is shown below.

State of Residence	South Dakota		Six Surrounding States ¹		Other States or Countries		Total	
	Number	Percent	Number	Percent	Number	Percent	Number	Percent
Associate Degree RN Programs								
Lake Area Technical College	48	88.9%	4	7.4%	2	3.7%	54	100.0%
Mitchell Technical College	25	100.0%	0	0.0%	0	0.0%	25	100.0%
Oglala Lakota College	30	88.2%	4	11.8%	0	0.0%	34	100.0%
Southeast Technical College	82	86.3%	13	13.7%	0	0.0%	95	100.0%
Western Dakota Technical College	42	91.3%	4	8.7%	0	0.0%	46	100.0%
Total:	227	89.4%	25	9.8%	2	0.8%	254	100.0%
Baccalaureate RN Programs								
Augustana University	56	50.0%	45	40.2%	11	9.8%	112	100.0%
Dakota Wesleyan University	71	85.5%	10	12.1%	2	2.4%	83	100.0%
Mount Marty University	31	58.5%	15	28.3%	7	13.2%	53	100.0%
South Dakota State University	486	64.8%	235	31.3%	29	3.9%	750	100.0%
University of Sioux Falls	81	63.3%	29	22.6%	18	14.1%	128	100.0%
University of South Dakota	261	73.7%	81	22.9%	12	3.4%	354	100.0%
Total:	986	66.6%	415	28.1%	79	5.3%	1480	100.0%
Associate and Baccalaureate RN Total:	1213	69.9%	440	25.4%	81	4.7%	1734	100.0%

¹ Iowa, Montana, Minnesota, Nebraska, North Dakota, Wyoming

Student State of Residence

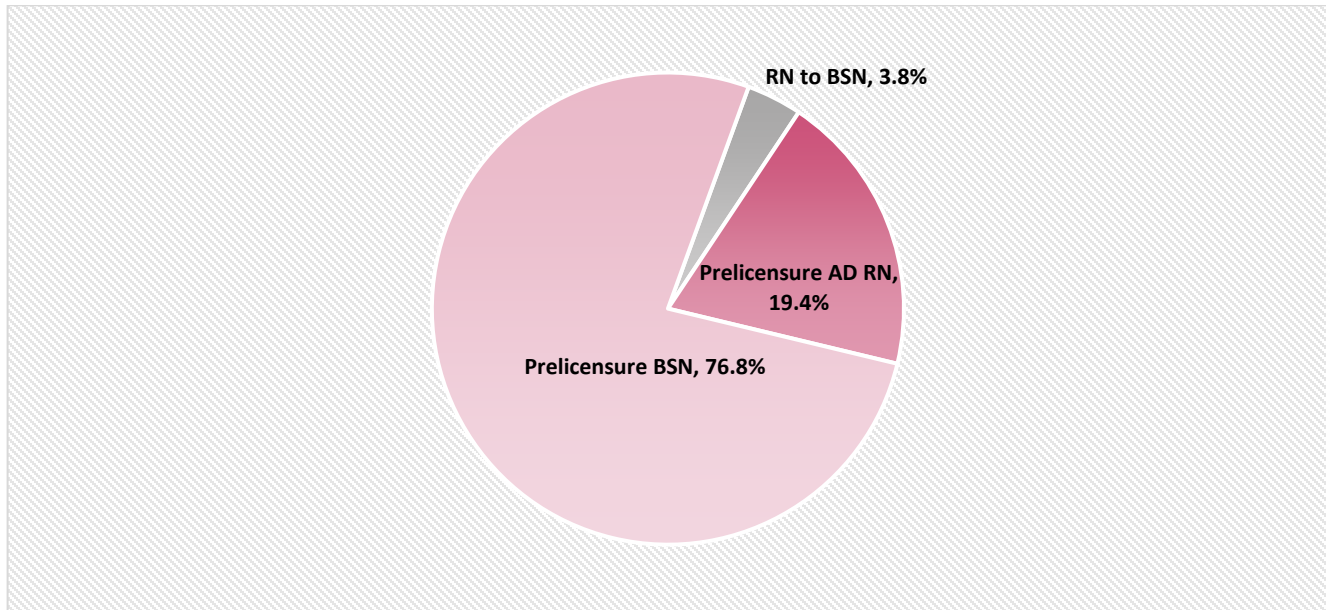


Characteristics of RN Graduates

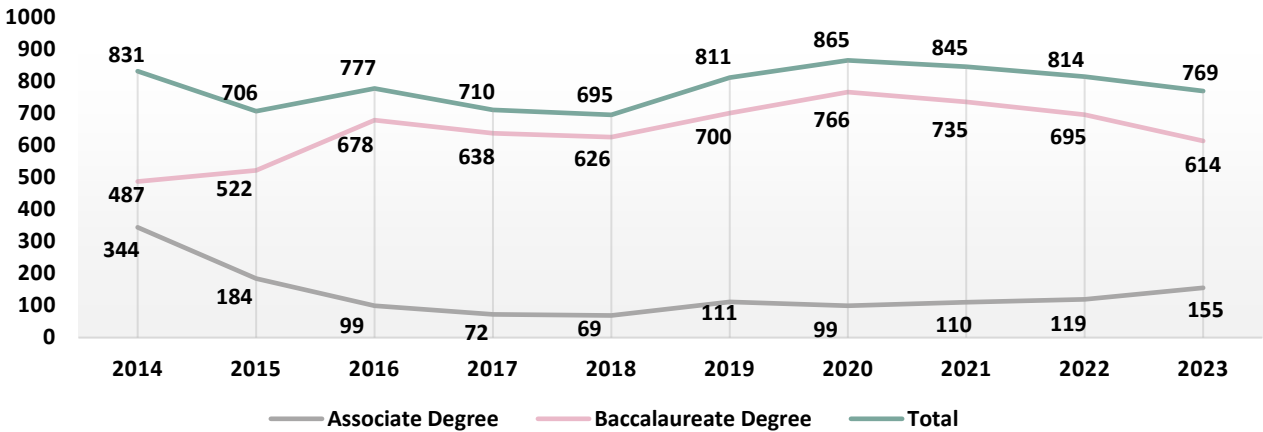
The following table shows the number of prelicensure RN and post-licensure RN to BSN graduates during the 2023 measuring period. Of the 799 total graduates, there were 769 (155 AD RN and 614 BSN) graduates who were eligible for licensure. The remaining 30 RN to BSN students were already licensed and in the workforce. The pie chart shows the percentage of graduates by educational level.

RN Graduates	AD RN	Generic BSN	Accelerated BSN	LPN to BSN	RN to BSN	Total Graduates
Associate Degree RN Programs						
Lake Area Technical College	47	--	--	--	--	47
Mitchell Technical College	21	--	--	--	--	21
Oglala Lakota College	10	--	--	--	--	10
Southeast Technical College	46	--	--	--	--	46
Western Dakota Technical College	31	--	--	--	--	31
Total:	155	--	--	--	--	155
Baccalaureate RN Programs						
Augustana University	--	54	14	--	--	68
Dakota Wesleyan University	--	21	--	15	--	36
Mount Marty University	--	27	--	0	1	28
South Dakota State University	--	208	72	--	12	292
University of Sioux Falls	--	30	27	--	1	58
University of South Dakota	--	146	--	0	16	162
Total:	--	486	113	15	30	644
Associate and Baccalaureate RN Total:	155	486	113	15	30	799
	19.4%	60.8%	14.1%	1.9%	3.8%	100.0%

Percentage of RN Graduates by Program Type



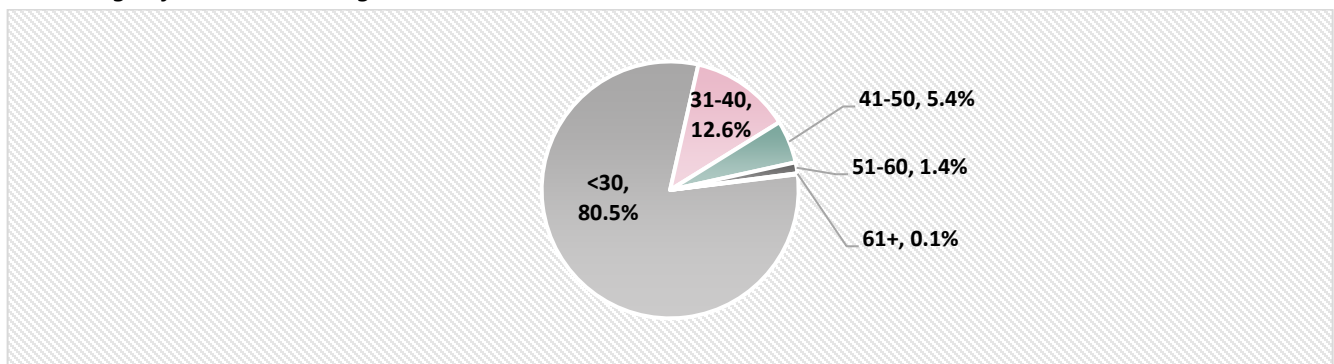
Trends in Prelicensure RN Graduates (Excludes RN to BSN Graduates)



RN Graduate Age: The age of RN graduates is shown below.

Graduate Age	≤ 30	31-40	41-50	51-60	61+	Total
Associate Degree RN Programs						
Lake Area Technical College	31	7	8	1	0	47
Mitchell Technical College	13	6	1	1	0	21
Oglala Lakota College	8	0	1	1	0	10
Southeast Technical College	30	11	5	0	0	46
Western Dakota Technical College	14	9	7	1	0	31
Total:	96	33	22	4	0	155
Baccalaureate RN Programs						
Augustana University	64	3	1	0	0	68
Dakota Wesleyan University	26	7	2	1	0	36
Mount Marty University	27	1	0	0	0	28
South Dakota State University	255	27	6	4	0	292
University of Sioux Falls	48	8	1	1	0	58
University of South Dakota	127	22	11	1	1	162
Total:	547	68	21	7	1	644
Associate and Baccalaureate RN Total:	643	101	43	11	1	799

Percentage of RN Graduate Age

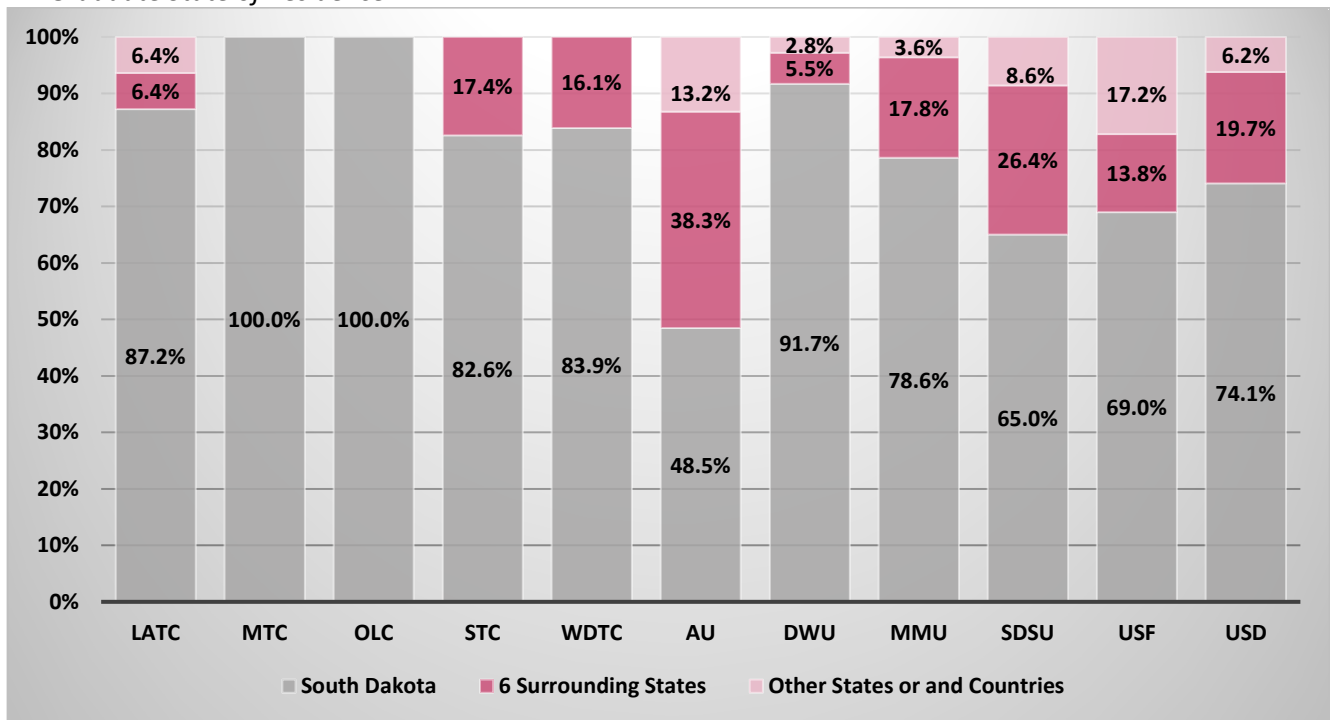


RN Graduate State of Residence: The primary state of residence of RN graduates is shown below.

State of Residence	South Dakota		Six Surrounding States ¹		Other State or Countries		Total	
	Number	Percent	Number	Percent	Number	Percent	Number	Percent
Associate Degree RN Programs								
Lake Area Technical College	41	87.2%	3	6.4%	3	6.4%	47	100.0%
Mitchell Technical College	21	100.0%	0	0.0%	0	0.0%	21	100.0%
Oglala Lakota College	10	100.0%	0	0.0%	0	0.0%	10	100.0%
Southeast Technical College	38	82.6%	8	17.4%	0	0.0%	46	100.0%
Western Dakota Technical College	26	83.9%	5	16.1%	0	0.0%	31	100.0%
Total:	136	87.8	16	10.3%	3	1.9%	155	100.0%
Baccalaureate RN Programs								
Augustana University	33	48.5%	26	38.3%	9	13.2%	68	100.0%
Dakota Wesleyan University	33	91.7%	2	5.5%	1	2.8%	36	100.0%
Mount Marty University	22	78.6%	5	17.8%	1	3.6%	28	100.0%
South Dakota State University	190	65.0%	77	26.4%	25	8.6%	292	100.0%
University of Sioux Falls	40	69.0%	8	13.8%	10	17.2%	58	100.0%
University of South Dakota	120	74.1%	32	19.7%	10	6.2%	162	100.0%
Total:	438	68.0%	150	23.3%	56	8.7%	644	100.0%
Associate and Baccalaureate Total:	574	71.8%	166	20.8%	59	7.4%	799	100.0%

¹ Iowa, Montana, Minnesota, Nebraska, North Dakota, Wyoming

RN Graduate State of Residence



NCLEX–RN® Examination Results

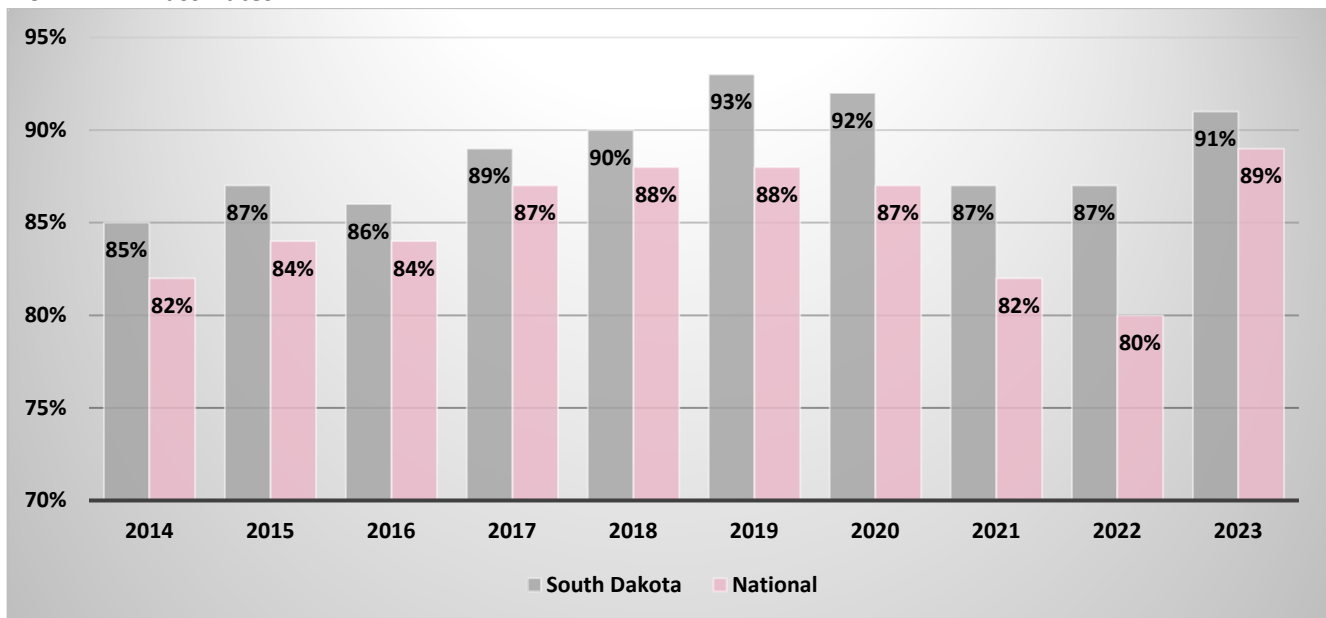
Results from the NCLEX–RN® examination from January–December 2023 are shown in the table. Pass rates are evaluated by the SD Board of Nursing for ongoing approval of a program using measuring periods as defined in ARSD 20:48:07:47. A measuring period commences on January 1 of each calendar year and continues until December 31 of that calendar year in which the number of first-time writers since the start of that measuring period equals or exceeds 21. Measuring periods for programs with fewer than 21 test writers in one calendar year can extend over more than one year until 21 is reached. In 2023 the pass rate for all first-time test writers in South Dakota was 91.3% and the national pass rate for US educated first-time test writers was 88.6%. Pass rates from 2014 to 2023 are shown in the bar chart for historical comparison.

2023 NCLEX-RN Results	# Delivered	# Passed	# Failed	2023 Pass Rate
Associate Degree RN Programs				
Lake Area Technical College	46	45	1	97.8%
Mitchell Technical College	21	21	0	100.0%
Oglala Lakota College	10	8	2	*
Southeast Technical College	44	34	10	77.3%
Western Dakota Technical College	32	26	6	81.3%
Total:	153	134	19	87.6%
Baccalaureate RN Programs				
Augustana University	67	64	3	95.5%
Dakota Wesleyan University	35	30	5	85.7%
Mount Marty University	28	24	4	85.7%
Presentation College ¹	56	43	13	76.8%
South Dakota State University	282	266	16	94.3%
University of Sioux Falls	58	53	5	91.4%
University of South Dakota	146	139	7	95.2%
Total:	672	619	53	92.1%
South Dakota Total:	825	753	72	91.3%

*Pass rate to be determined upon reaching or exceeding an N of 21 graduates.

¹ Voluntary closure 2023

NCLEX–RN® Pass Rates



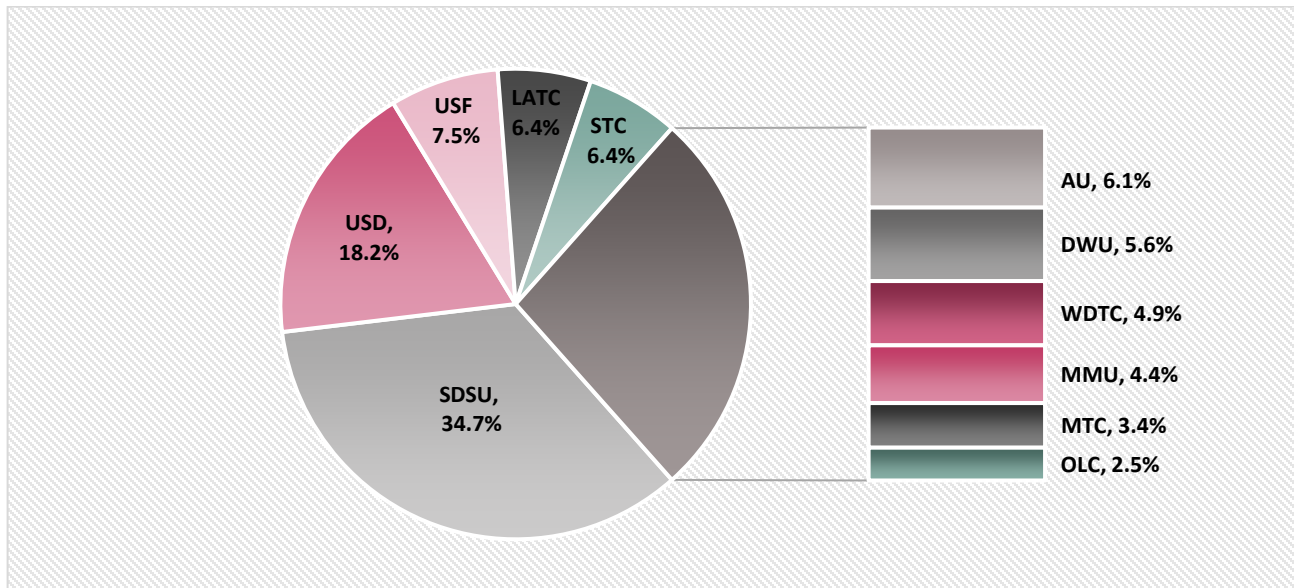
Graduates Licensed as RNs in South Dakota

The number of graduates licensed into the state of SD by NCLEX–RN® examination from January 1 to December 31, 2023 is listed in the following table. In 2023, 79.5% of the total graduates licensed were licensed in SD.

RN Graduates Licensed into SD	Prelicensure Graduates Produced	Total Prelicensure Graduates Licensed in SD	Percent of Program's Prelicensure Graduates Licensed in SD
Associate Degree RN Programs			
Lake Area Technical College	47	39 (83.0%)	6.4%
Mitchell Technical College	21	21 (100.0%)	3.4%
Oglala Lakota College	10	15 (150.0%)	2.5%
Southeast Technical College	46	39 (84.8%)	6.4%
Western Dakota Technical College	31	30 (96.8%)	4.9%
Total:	155	144 (92.9%)	23.6%
Baccalaureate RN Programs			
Augustana University	68	37 (54.4%)	6.1%
Dakota Wesleyan University	36	34 (94.4%)	5.6%
Mount Marty University	27	27 (100.0%)	4.4%
South Dakota State University	280	212 (75.7%)	34.7%
University of Sioux Falls	57	46 (80.7%)	7.5%
University of South Dakota	146	111 (76.0%)	18.2%
Total:	614	467 (76.1%)	76.4%
Associate and Baccalaureate Total:	769	611 (79.5%)	100.0%

*Graduates produced by a program may be less than the number licensed in SD because some graduates wait to take the examination, fail the examination, or license in a different year than when produced.

Percent of Program's Graduates Licensed in SD of Total Licensed in SD



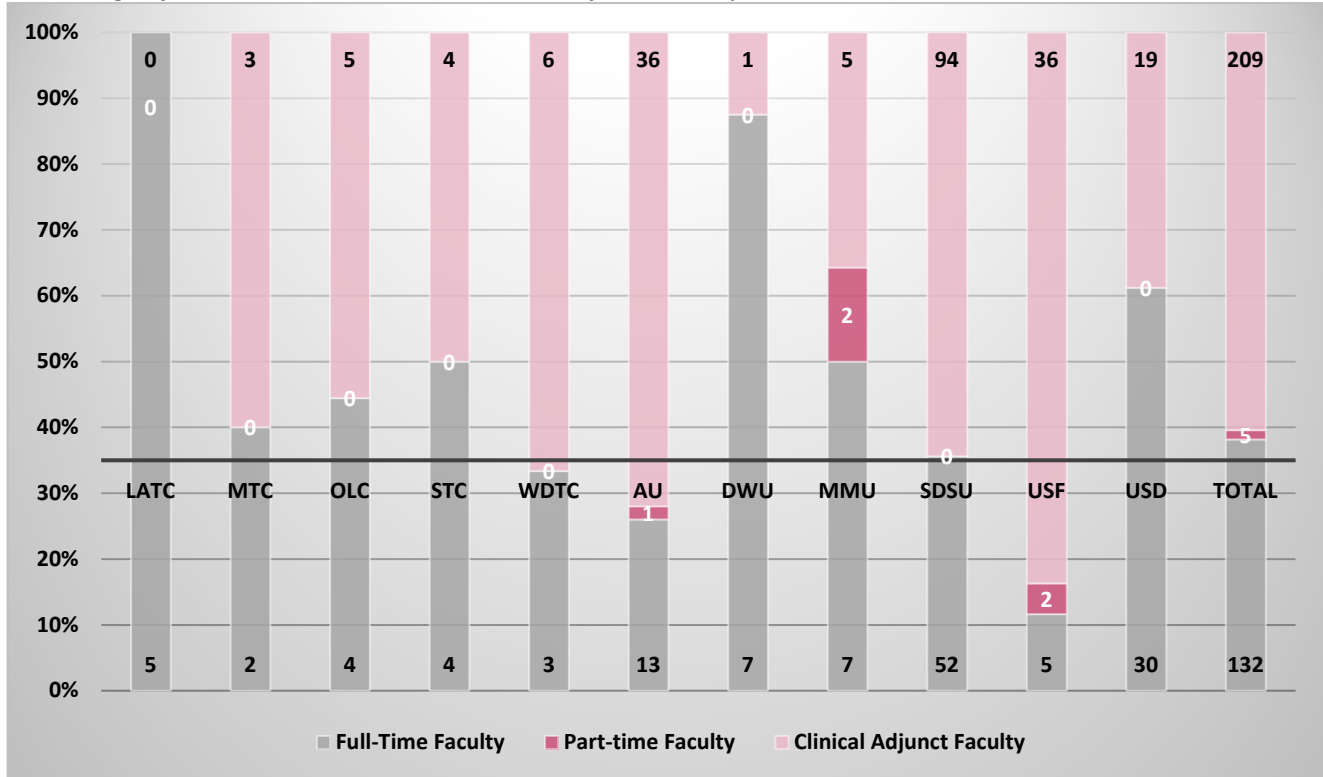
RN Faculty

Employment Status: Respondents were asked to identify the number of full-time, part-time, and clinical adjunct RN nursing education faculty employed by their program. Full-time faculty are expected to work 40 hours per week and are responsible for teaching, participating in curriculum development, holding office hours for student advisement, attending faculty meetings, participating in campus-wide events, pursuing scholarly activities, and attending professional development events. Part-time faculty work less than 40 hours per week and are responsible for teaching, collaborating with other faculty, and maintaining availability to students. Clinical adjunct faculty provide clinical teaching under the direction of full-time and part-time faculty.

RN Faculty	Full-time Faculty	Part-time Faculty	Clinical Adjunct Faculty	Total Faculty
Associate Degree RN Programs				
Lake Area Technical College	5	0	0	5
Michell Technical College	2	0	3	5
Oglala Lakota College	4	0	5	9
Southeast Technical College	4	0	4	8
Western Dakota Technical College	3	0	6	9
Total:	18	0	18	36
Percentage:	50.0%	0.0%	50.0%	100.0%
Baccalaureate RN Programs				
Augustana University	13	1	36	50
Dakota Wesleyan University	7	0	1	8
Mount Marty University	7	2	5	14
South Dakota State University	52	0	94	146
University of Sioux Falls	5	2	36	43
University of South Dakota	30	0	19	49
Total:	114	5	191	310
Percentage:	36.8%	1.6%	61.6%	100%
Associate and Baccalaureate Total:	132	5	209	346
Percentage:	38.2%	1.4%	60.4%	100.0%

National Faculty Quality Indicator: According to the *NCSBN Nursing Education Approval Guidelines (2020)*, one indicator of a quality nursing program is, at a minimum, having 35% of the total faculty (full-time, part-time, and clinical adjunct faculty) employed full-time by the institution. Most of the AD RN and BSN programs in South Dakota meet this requirement as shown by the benchmark line in the graph below. Guidelines retrieved from: https://www.ncsbn.org/public-files/Guidelines_for_Prelicensure_Nursing_Program_Approval_FINAL.pdf

Percentage of Full-time, Part-time and Clinical Adjunct Faculty



Vacancies: As of September 2023, there was 1 full-time faculty vacancy reported in AD RN programs and 5 full-time faculty vacancies in baccalaureate programs.

RN Faculty Characteristics

RN Faculty Pursuing Advanced Nursing Degree: There were 21 (15.3%) of the 137 full-time and part-time RN faculty pursuing an advanced nursing degree in 2023.

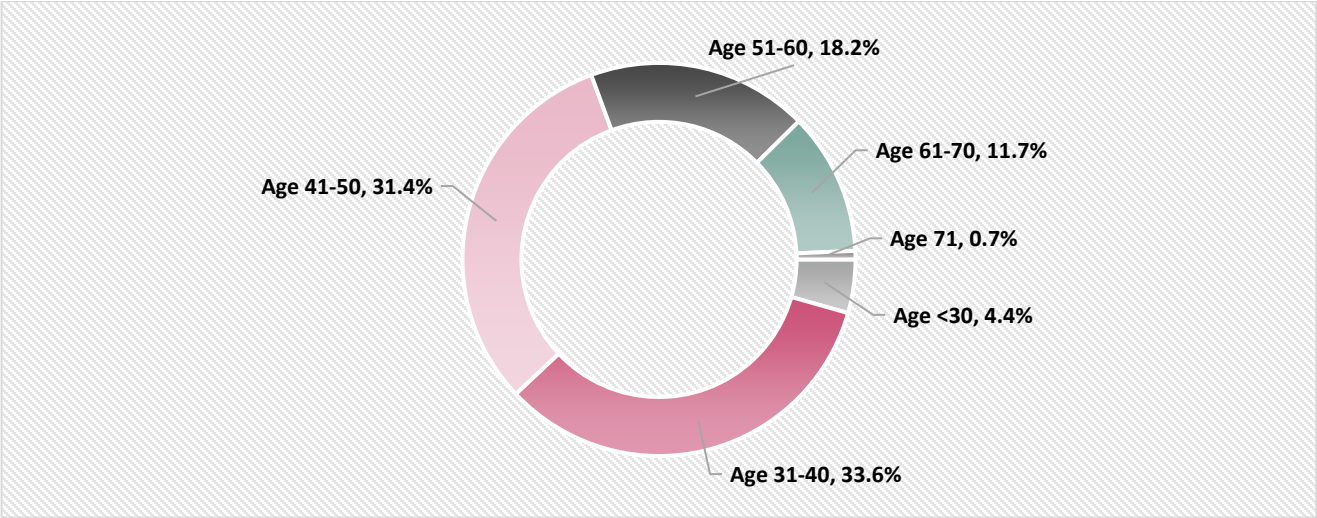
RN Faculty with Doctoral Degrees: There were 50 (36.5%) of the 137 full-time and part-time faculty holding a doctoral degree.

RN Faculty Gender: Of the 137 full-time and part-time RN faculty, 130 (94.9%) were female and 7 (5.1%) were male.

RN Faculty Age and Academic Preparation: As shown below, 89 (65.0%) of the 137 full-time and part-time RN faculty were between the ages of 31-50 years old. Seventeen were 61 years old or older (12.4%).

RN Faculty Age and Academic Preparation	≤ 30	31-40	41-50	51-60	61-70	71+	Total
Associate Degree RN Programs							
PhD in Nursing	0	0	0	0	0	0	0
Doctor of Nursing Practice	0	1	0	1	0	0	2
Other Nursing Doctorate	0	0	0	0	1	0	1
Non-Nursing Doctorate	0	0	0	0	0	0	0
Master's in Nursing	0	4	7	1	0	0	12
Bachelor's in Nursing	1	0	1	0	1	0	3
Total:	1	5	8	2	2	0	18
Percentage:	5.6%	27.8%	44.4%	11.1%	11.1%	0.0%	100.0%
Baccalaureate RN Programs							
PhD in Nursing	0	4	7	6	5	1	23
Doctor of Nursing Practice	0	2	6	3	3	0	14
Other Nursing Doctorate	0	1	2	1	0	0	4
Non-Nursing Doctorate	0	1	1	2	2	0	6
Master's in Nursing	5	31	19	10	4	0	69
Non-Nursing Master's	0	1	0	0	0	0	1
Bachelor's in Nursing	0	1	0	1	0	0	2
Total:	5	41	35	23	14	1	119
Percentage:	4.2%	34.5%	29.4%	19.3%	11.8%	0.8%	100.0%
Associate and Baccalaureate Total:	6	46	43	25	16	1	137
Percentage:	4.4%	33.6%	31.4%	18.2%	11.7%	0.7%	100.0%

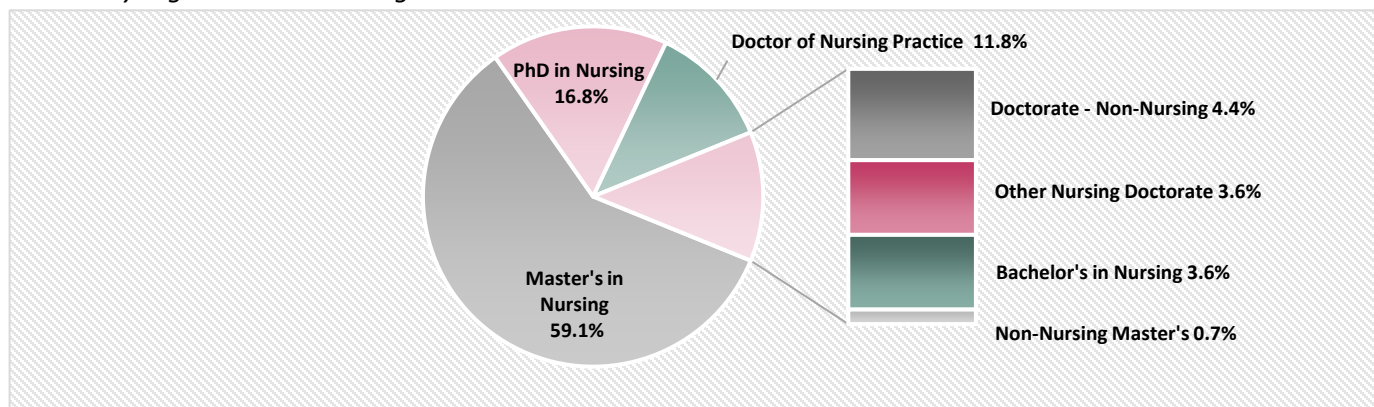
RN Faculty Age



Highest Academic Achievement of RN Faculty by Program: The following table and chart present the highest academic preparation of RN faculty by nursing education program. The majority, 66.7%, of faculty employed in AD RN programs held master’s in nursing degrees. The majority, 58.0%, of faculty employed in baccalaureate RN programs held a master’s in nursing degree.

RN Faculty Highest Academic Achievement By Program	Bachelor's in Nursing	Master's – Non-Nursing	Master's in Nursing	Doctorate – Non-Nursing	Other Nursing Doctorate	Doctor of Nursing Practice	PhD in Nursing	Total Faculty
Associate Degree RN Programs								
Lake Area Technical College	0	0	4	0	0	1	0	5
Mitchell Technical College	0	0	2	0	0	0	0	2
Oglala Lakota College	2	0	1	0	1	0	0	4
Southeast Technical College	1	0	3	0	0	0	0	4
Western Dakota Technical College	0	0	2	0	0	1	0	3
Total:	3	0	12	0	1	2	0	18
Percent:	16.7%	0.0%	66.7%	0.0%	5.5%	11.1%	0.0%	100.0%
Baccalaureate RN Programs								
Augustana University	0	0	8	1	0	3	2	14
Dakota Wesleyan University	0	1	4	0	1	1	0	7
Mount Marty University	0	0	3	2	1	2	1	9
South Dakota State University	1	0	31	1	0	4	15	52
University of Sioux Falls	0	0	5	0	0	0	2	7
University of South Dakota	1	0	18	2	2	4	3	30
Total:	2	1	69	6	4	14	23	119
Percent:	1.7%	0.8%	58.0%	5.0%	3.4%	11.8%	19.3%	100.0%
Associate and Baccalaureate Total:	5	1	81	6	5	16	23	137
Percent:	3.6%	0.7%	59.1%	4.4%	3.6%	11.8%	16.8%	100.0%

RN Faculty Highest Academic Degree



ADVANCED PRACTICE REGISTERED NURSE EDUCATION PROGRAMS

APRN Enrollment

Student enrollment for advanced practice registered nursing (APRN) programs by degree type and program focus is shown in the following tables.

Enrollment Nurse Practitioner Programs	Doctor of Nursing Practice (DNP)		Master's in Nursing (MSN)			Post Graduate Certificate			Total
	Family Across the Lifespan	Psych- Mental Health	Family Across the Lifespan	Psych- Mental Health	Acute Care Adult / Gerontology	Family Across the Lifespan	Psych- Mental Health	Acute Care Adult / Gerontology	Total
Augustana University	--	--	--	--	9	--	--	1	10
Mount Marty University	--	--	15	23	--	0	3	--	41
South Dakota State University	46	7	36	4	--	0	9	0	102
Total:	46	7	51	27	9	0	12	1	153

Enrollment Clinical Nurse Specialist	Master's in Nursing (MSN)	Post Graduate Certificate	Total
	Acute Care Adult / Gerontology	Acute Care Adult / Gerontology	Total
Augustana University	3	0	3
Total:	0	0	0

Enrollment Nurse Anesthesia Programs	Prelicensure Doctor of Nurse Anesthesia Practice (DNAP)	Post Graduate Licensure DNAP	Total
Mount Marty University	145	0	145
University of South Dakota	9	0	9
Total:	154	0	154

APRN Graduates

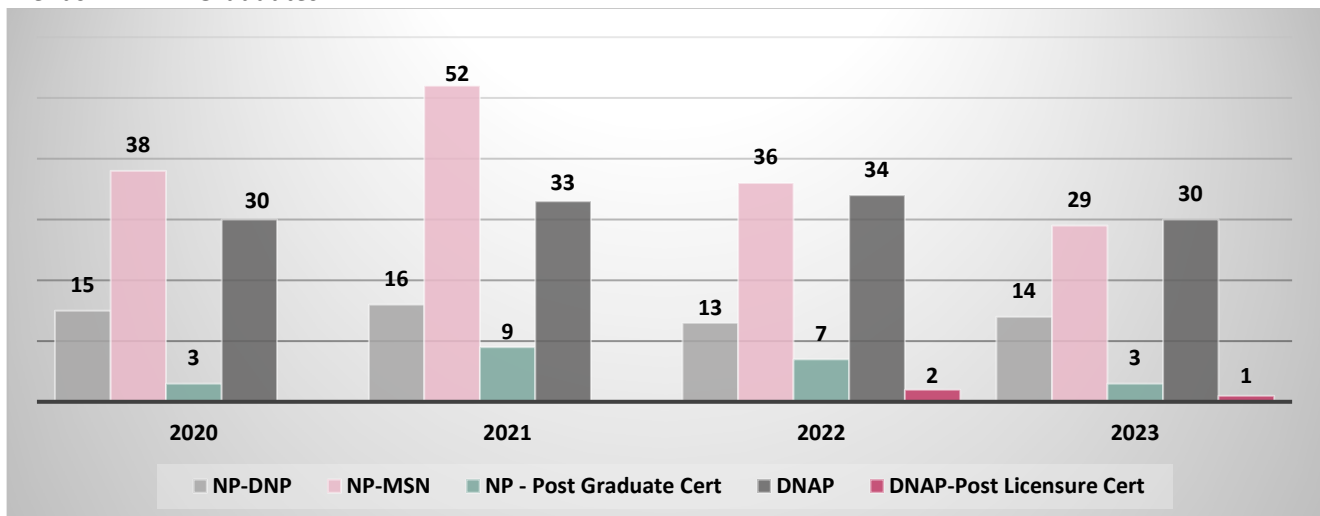
The following tables show the number of graduates by degree type and program focus.

Graduates Nurse Practitioner Programs	DNP		MSN			Post Graduate Certificate			Total
	Family Across the Lifespan	Psych- Mental Health	Family Across the Lifespan	Psych- Mental Health	Acute Care Adult / Gerontology	Family Across the Lifespan	Psych- Mental Health	Acute Care Adult / Gerontology	Total
Augustana University	--	--	--	--	0	--	--	0	0
Mount Marty University	--	--	10	6	--	0	0	--	16
South Dakota State University	12	2	13	0	--	0	3	0	30
Total:	12	2	23	6	0	0	3	0	46

Graduates Clinical Nurse Specialist	MSN	Post Graduate Certificate	Total
	Acute Care Adult / Gerontology	Acute Care Adult / Gerontology	Total
Augustana University	0	0	0
Total:	0	0	0

Graduates Nurse Anesthesia Programs	Prelicensure DNAP	Post-licensure DNAP	Total
Mount Marty University	30	1	31
University of South Dakota	0	0	0
Total:	30	1	31

Trends in APRN Graduates

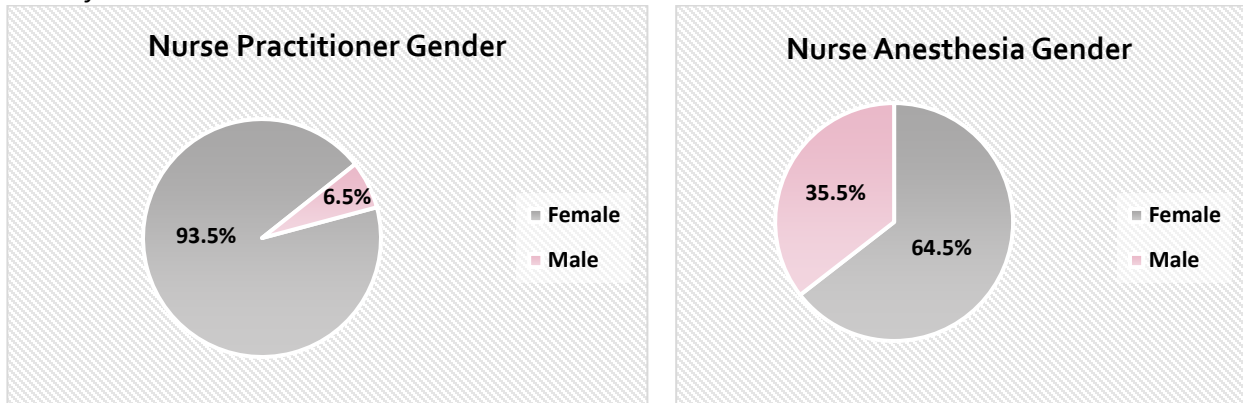


Characteristics of APRN Graduates

Gender: Most nurse practitioner (93.5%) and nurse anesthesia (64.5%) graduates were female.

Graduate Gender	Female	Male	Other	Total
Nurse Practitioner	43	3	0	46
Clinical Nurse Specialist	0	0	0	0
Nurse Anesthesia	20	11	0	31
Total:	63	14	0	77

Gender of Graduates



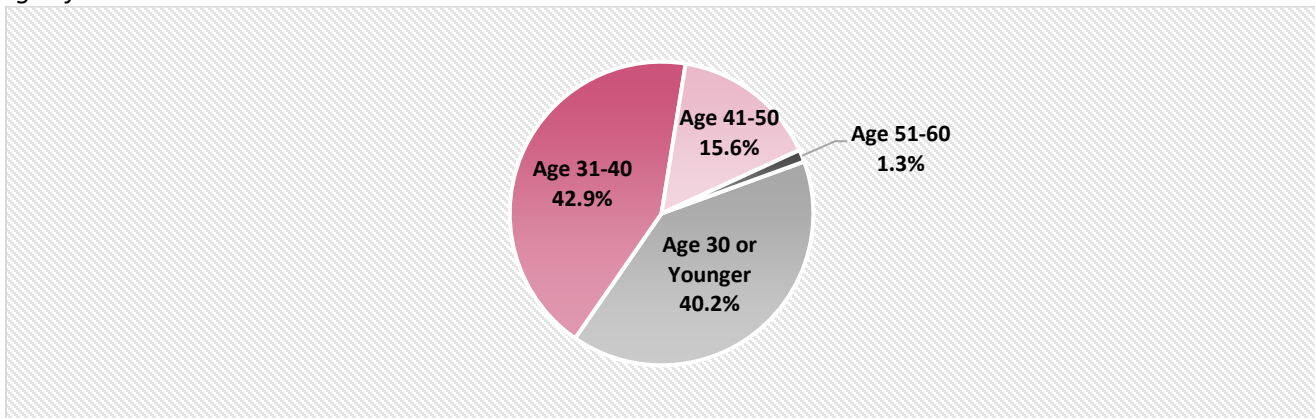
Race and Ethnicity: Most APRN graduates were White (92.2%) and of those reported, most were of Non-Hispanic, Latino, or Spanish origin.

Graduate Race	American Indian / Alaska Native	Asian	Black / African American	Native Hawaiian / Pacific Islander	White	Mixed Race / Other / Unknown	Total Students
Augustana University Nurse Practitioner	0	0	0	0	0	0	0
Augustana University Clinical Nurse Specialist	0	0	0	0	0	0	0
Mount Marty University Nurse Practitioner	0	0	0	0	15	1	16
Mount Marty University Nurse Anesthesia	1	0	2	0	28	0	31
South Dakota State University Nurse Practitioner	1	0	1	0	28	0	30
University of South Dakota Nurse Anesthesia	0	0	0	0	0	0	0
Total:	2	0	3	0	71	1	77
Percentage of Total:	2.6%	0.0%	3.9%	0.0%	92.2%	1.3%	100.0%

Age: The largest percentage (42.9%) of APRN graduates were in the 31-40 age range.

Graduate Age	≤ 30	31-40	41-50	51-60	Total
Augustana University Nurse Practitioner	0	0	0	0	0
Augustana University Clinical Nurse Specialist	0	0	0	0	0
Mount Marty University Nurse Practitioner	6	7	3	0	16
Mount Marty University Nurse Anesthesia	12	16	2	1	31
South Dakota State University Nurse Practitioner	13	10	7	0	30
University of South Dakota Nurse Anesthesia	0	0	0	0	0
Total:	31	33	12	1	77
Percentage of Total:	40.2%	42.9%	15.6%	1.3%	100.0%

Age of Graduates



APRN Faculty

Employment Status: Respondents were asked to identify the number of faculty who were licensed as APRNs, who were teaching full-time in the graduate programs, and carried the full scope of faculty responsibilities, including teaching, advisement, and committee work. Part-time faculty included those who were licensed as APRNs and who may or may not have held academic rank or carried the full scope of faculty responsibilities. This also included faculty who divided time between the nursing programs within the institution.

APRN Faculty	Full-time	Part-time	Total
Augustana University Nurse Practitioner	1	3	4
Augustana University Clinical Nurse Specialist	1	0	1
Mount Marty University Nurse Practitioner	2	0	2
Mount Marty University Nurse Anesthesia	6	6	12
South Dakota State University Nurse Practitioner	4	18	22
University of South Dakota Nurse Anesthesia	2	0	2
	16	27	43
	37.2%	62.8%	100.0%

Vacancies: As of September 2023, there were 2 faculty vacancies reported in the APRN programs.

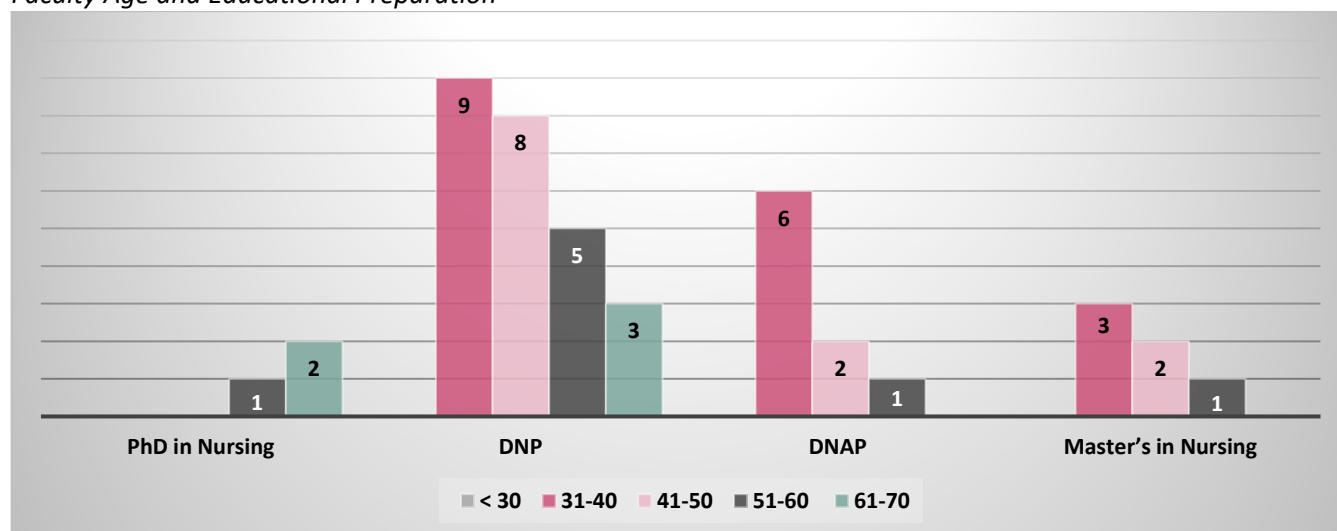
APRN Faculty Characteristics

Gender: Of faculty teaching in nurse practitioner and nurse anesthesia programs, 81.4% were female and 18.6% were male.

Age and Academic Preparation: The largest percentage (41.9%) of faculty were in the 31-40 age range and 11.6% of the faculty were 61 years of age or older. The majority of faculty, 86.0%, held a doctoral degree.

Faculty Age	≤ 30	31-40	41-50	51-60	61-70	Total	%
PhD in Nursing	0	0	0	1	2	3	7.0%
Doctor of Nursing Practice	0	9	8	5	3	25	58.1%
Doctor of Nurse Anesthesia Practice	0	6	2	1	0	9	20.9%
Master's in Nursing	0	3	2	1	0	6	14.0%
Total:	0	18	12	8	5	43	100.0%
Percentage of Total:	0.0%	41.9%	27.9%	18.6%	11.6%	100.0%	

Faculty Age and Educational Preparation



HISTORICAL NOTES

2010-2023

2010 – 2019:

- June 2010: MMC granted prerequisite status for PN program.
- September 2010: USD granted prerequisite status for RN to BSN program.
- September 2010: MMC granted interim status for a PN program.
- January 2011: MMC began first cohort of PN Program.
- June 2011: NAU granted approval for reorganization to add Sioux Falls campus.
- June 2011: SWC approved for LPN to AD RN online program.
- September 2011: USD began first cohort of RN to BSN students.
- September 2011: STI granted interim status for LPN to AD RN (Associate of Applied Science) program.
- February 2012: USD generic baccalaureate program granted prerequisite status.
- February 2012: SDSU approved to offer accelerated BSN option in Aberdeen.
- February 2013: USD generic baccalaureate program granted interim status.
- May 2013: USF baccalaureate program granted full status.
- January 2014: DWU generic baccalaureate program granted prerequisite status.
- January 2014: STI PN program approved to add online students.
- June 2014: Augustana College accelerated baccalaureate program approved.
- February 2015: DWU generic baccalaureate program granted interim status.
- April 2015: STI LPN-AAS Program granted full status.
- September 2015: SWC PN program placed on voluntary hold; no faculty for 2015-2016 academic year.
- September 2016: Mitchell Technical Institute (MTI) granted prerequisite status for a PN program.
- February 2017: MTI granted interim status for PN program.
- February 2017: DWU voluntarily closed AD RN program in Mitchell and LPN to RN program in Sioux Falls.
- February 2017: STI approved to offer online LPN to AD RN program.
- February 2017: MMC voluntarily closed PN program.
- April 2017: USD granted full status for BSN program.
- September 2017: LATI granted prerequisite status to offer LPN to AD RN program.
- November 2017: STI approved to reorganize program to offer LPN to AD RN program in Huron.
- February 2018: LATI granted interim status to offer LPN to AD RN program.
- February 2018: OLC granted full status for AD RN program.
- April 2018: WDT granted full status for PN program.
- June 2018: WDT granted prerequisite status for LPN to AD RN program.
- June 2018: SGU granted full status for PN program.
- September 2018: PC granted full status for BSN program.
- November 2018: SWC granted full status for PN program.
- November 2018: MTI granted continued interim status for PN program.
- November 2018: NAU granted full status for BSN program.
- December 2018: USD voluntarily closed AD RN program in Watertown.
- February 2019: STI granted approval to offer PN program in Huron SD.
- April 2019: WDT granted interim status for LPN to AD RN program.
- April 2019: SDSU plan to offer post-graduate Psychiatric-Mental Health NP received.
- July 2019: DWU granted continued interim status for the BSN program.
- July 2019: DWU granted approval to offer LPN to BSN program in Mitchell.
- September 2019: NAU voluntarily closure of BSN, RN to BSN, and MSN programs.
- September 2019: MMC plan to offer DNP track in leadership and education received.
- November 2019: LATI granted continued interim status for LPN to AD RN program.

2020-2024

- February 2020: DWU voluntary hold on LPN to BSN program in Mitchell and granted full status for BSN program.
- February 2020: USD voluntary closure of program site in Pierre.
- February 2020: LATI granted approval to offer PN and LPN to AD RN programs in Pierre.
- April 2020: MTI granted full status for PN program and granted prerequisite status for LPN to AD RN program.
- April 2020: Curriculum changes approved for several programs related to COVID-19 pandemic.
- June 2020: USD plan to offer MSN track in nursing informatics and E-health and a DNP track in organizational and system leadership received.
- June 2020: Post-secondary technical institutes renamed to: Lake Area Technical College (LATC), Mitchell Technical College (MTC), Southeast Technical College (STC), and Western Dakota Technical College (WDTC).
- September 2020: MTC granted interim status for LPN to AD RN program.
- September 2020: PC granted prerequisite status for PN program.
- September 2020: SWC voluntary hold of PN program.
- September 2020: WDTC granted approval to offer PN program in Whitewood.
- September 2020: MMC renamed to Mount Marty University (MMU).
- September 2020: DWU voluntary hold of RN to BSN program.
- November 2020: PC granted interim status for PN program.
- November 2020: WDTC granted continued interim status for AD RN program.
- February 2021: LATC granted full status for PN to AD RN program.
- May 2021: AU granted prerequisite status to offer Adult-Gero Acute Care NP/CNS track.
- August 2021: AU granted interim status to offer Adult-Gero Acute Care NP/CNS track.
- August 2021: USD granted approval of closure plan for West River site.
- August 2021: SDSU granted approval of West River reorganization plan up to 72 students per cohort.
- August 2021: USD granted prerequisite status for CRNA program.
- August 2021: WDTC granted approval to offer PN program in Philip.
- February 2022: SDSU granted approval of Rapid City accelerated BSN program reorganization.
- May 2022: USD granted interim approval of DNAP program.
- May 2022: SDSU granted approval of reorganization plan for the addition of a post-graduate Adult-Gero Acute Care NP certificate.
- May 2022: SDSU granted approval of reorganization plan for a dual degree program with a BS in global health Northern State University and an accelerated BSN from SDSU.
- May 2022: SGU placed on probationary status with one year to demonstrate correct of deficiencies.
- November 2022: MTC granted continuing interim status for AD RN program.
- February 2023: USD granted full approval of DNAP program.
- February 2023: PC notified Board of voluntary closure plan.
- May 2023: Articulation agreement granted between SDSU, USD, LATC, MTC, STC, and WDTC.
- August 2023: DWU granted prerequisite approval for AD RN program in Rapid City.
- August 2023: PC granted approval of final voluntary closure of nursing program (LPN, BSN, APRN). All records transferred to St. Ambrose University in Iowa.
- August 2023: Northern State University (NSU) granted prerequisite status for a BSN program.
- November 2023: WDTC granted approval to offer PN program in Hot Springs.
- February 2024: WDTC granted full approval of AD RN program.
- February 2024: SGU probation removed and granted full approval status for PN program.

Additional history available upon request.