


2021



South Dakota Board of Nursing

**ANNUAL REPORT OF
NURSING EDUCATION
PROGRAMS**

Suggested Citation: South Dakota Board of Nursing, South Dakota Annual Report of Nursing Education Programs: 2021.

© 2021 South Dakota Board of Nursing. All materials related to this copyright may be photocopied for non-commercial scientific or education advancement.



South Dakota Board of Nursing
4305 South Louise Avenue, Suite 201
Sioux Falls, SD 57106

<http://doh.sd.gov/boards/nursing/>

Compiled by South Dakota Board of Nursing Staff:

Glenna Burg, MS, RN, CNE Ret
Nursing Education Specialist

Acknowledgements:

- Thank you to South Dakota's Nursing Education Programs for completing the survey.
- Thank you to the South Dakota Board of Nursing staff for their assistance with reviewing the report:
Linda Young, MS, RN, FRE, Executive Officer
Lindsay Olson, MSN, RN, CNP, FNP-BC, Nursing Practice Consultant
Erin Matthies, Operations Manager

TABLE OF CONTENTS

Overview and Methods.....	4
Approved Nursing Education Programs.....	4
Practical Nurse Programs.....	4
Associate Degree RN Programs.....	5
Baccalaureate Degree RN Programs.....	5
Master’s Degree Programs.....	6
Doctoral Degree Program.....	6
Practical Nurse Education Programs.....	7
Education Curriculum.....	7
Program Capacity.....	7
Enrollment.....	8
Characteristics of PN Students.....	9
PN Graduates.....	10
NCLEX-PN® Examination Results.....	11
Graduates Licensed as LPNs in South Dakota.....	12
PN Faculty.....	12
Faculty Characteristics.....	13
Registered Nurse Education Programs.....	14
Education Curriculum.....	14
Prelicensure Program Capacity.....	16
Prelicensure RN Student Enrollment.....	16
RN Upward Mobility Program Enrollment.....	18
Characteristics of Generic, Accelerated, LPN to RN, and RN to BSN Students.....	19
RN Graduates.....	20
NCLEX-RN® Examination Results.....	22
Graduates Licensed as RNs in South Dakota.....	23
RN Faculty.....	24
Faculty Characteristics.....	24
Advanced Practice Registered Nurse Education Programs.....	26
Enrollment.....	26
Graduates.....	26
Characteristics of APRN Graduates.....	27
APRN Faculty.....	28
Faculty Characteristics.....	28
Historical Notes.....	30

OVERVIEW AND METHODS

This 2021 South Dakota Annual Report of Nursing Education Programs report was prepared by the South Dakota Board of Nursing (SDBON). Data for this report was collected by the SDBON in collaboration with the National Council of State Boards of Nursing to fulfill a requirement for ongoing approval of South Dakota nursing education programs in accordance with ARSD 20:48:07:47. The report provides a descriptive analysis of the data collected. Aggregate data was collected from each approved nursing education program for their 2020-2021 academic year beginning with the 2020 fall session and ending with the 2021 summer session, which will be referred to as the “2021 reporting period” or “2021” in the remainder of the report. Data and information were collected and compared with historical data on students, education program capacity, curriculum, graduates, National Council Licensure Examination (NCLEX®) results, and faculty. More information on the SDBON requirements for nursing education programs is located at <http://doh.sd.gov/boards/nursing/>.

APPROVED NURSING EDUCATION PROGRAMS

The table below shows the total number of approved nursing education programs in South Dakota (SD) for registered nurses (RN), licensed practical nurses (LPN), and advanced practice registered nurses (APRN) from 2017 to 2021.

Prelicensure Nursing Education Programs					Advanced Practice Nursing Programs		
Year	Baccalaureate	Associate	Practical	Total Prelicensure	Master’s	Doctorate	Total Graduate
2017	8	3	6	17	3	1	4
2018	8	4	6	18	4	2	6
2019	8	4	6	18	4	2	6
2020	7	5	7	19	3	2	5
2021	7	5	7	19	4	3	7

South Dakota’s nursing education programs approval status, as of April 2022, is provided in the following tables. For the most up-to-date information see the SDBON’s website at <http://doh.sd.gov/boards/nursing/>. See the school websites listed below for more information about type of programs or tracks offered.

Practical Nurse Programs	SDBON Approval	National Accreditation
Lake Area Technical College (LATC) Main Campus: Watertown, SD Website: www.lakeareatech.edu Dean/Director: Amber Schleusner, MS, RN	Full	Higher Learning Commission (HLC) Accreditation Commission for Education in Nursing (ACEN)
Mitchell Technical College (MTC) Main Campus: Mitchell, SD Website: www.mitchelltech.edu Dean/Director: Carena Jardig, DNP, RN	Full	HLC
Presentation College (PC) Main Campus: Aberdeen, SD Website: www.presentation.edu Dean/Director: Sandra Sexton Welling, PhD, RN, CCM	Interim	HLC
Sinte Gleska University (SGU) Main Campus: Mission, SD Website: www.sintegleska.edu Dean/Director: DeAnn Eastman-Jansen, RN, BSN, MSN	Full	HLC

Sisseton Wahpeton College (SWC) Main Campus: Sisseton, SD Website: www.swc.tc Dean/Director: Nola Ragan, RN, MSN	Full-Voluntary Hold	HLC
Southeast Technical College (STC) Main Campus: Sioux Falls, SD Website: www.southeasttech.edu Dean/Director: Jaclyn Kramer, MSN, RN	Full	HLC
Western Dakota Technical College (WDTC) Main Campus: Rapid City, SD Website: www.wdt.edu Dean/Director: Kristen Hybertson, MSN, RN	Full	HLC

Associate Degree RN Programs	SDBON Approval	National Accreditation
Lake Area Technical College (LATC) Main Campus: Watertown, SD Website: www.lakeareatech.edu Dean/Director: Amber Schleusner, MS, RN	Full	HLC ACEN
Mitchell Technical College (MTC) Main Campus: Mitchell, SD Website: www.mitchelltech.edu Dean/Director: Carena Jarding, DNP, RN	Interim	HLC
Oglala Lakota College (OLC) Main Campus: Pine Ridge, SD Website: www.olc.edu Dean/Director:	Full	HLC Commission for Nursing Education Accreditation (CNEA)
Southeast Technical College (STC) Main Campus: Sioux Falls, SD Website: www.southeasttech.edu Dean/Director: Jaclyn Kramer, MSN, RN	Full	HLC ACEN
Western Dakota Technical College (WDC) Main Campus: Rapid City, SD Website: www.wdt.edu Dean/Director: Kristen Hybertson, MSN, RN	Interim – Continuation	HLC

Baccalaureate Degree RN Programs	SDBON Approval	National Accreditation
Augustana University (AU) Main Campus: Sioux Falls, SD Website: www.augie.edu Dean/Director: Lynn White, PhD, RN, ACNS-BC	Full	HLC Commission on Collegiate Nursing Education (CCNE)
Dakota Wesleyan University (DWU) Main Campus: Mitchell, SD Website: www.dwu.edu Dean/Director: Penny Tilton, DNP, MSN, RN	Full	HLC CCNE
Mount Marty University (MMU) Main Campus: Yankton, SD Website: www.mountmarty.edu Dean/Director: Kathy Magorian, EdD, MSN, RN	Full	HLC CCNE

Presentation College (PC) Main Campus: Aberdeen, SD Website: www.presentation.edu Dean/Director: Sandra Sexton Welling, PhD, RN, CCM	Full	HLC CCNE
South Dakota State University (SDSU) Main Campus: Brookings, SD Website: www.sdstate.edu Dean/Director: Mary Anne Krogh, PhD, APRN, CRNA, FAAN	Full	HLC CCNE
University of Sioux Falls (USF) Main Campus: Sioux Falls, SD Website: www.usiouxfalls.edu Dean/Director: Jessica Cherenegar, DNP, RN	Full	HLC CCNE
University of South Dakota (USD) Main Campus: Vermillion, SD Website: www.usd.edu Dean/Director: Anne Pithan, DNP, RN CMSRN, CNE	Full	HLC CCNE

Advanced Practice Master's Degree Programs	National Accreditation
Augustana University (AU) Main Campus: Sioux Falls, SD Website: www.augie.edu Dean/Director: Lynn White, PhD, RN, ACNS-BC	HLC CCNE Pending SDBON Interim Approval Status
Mount Marty University (MMU) Main Campus: Yankton, SD Website: www.mountmarty.edu Dean/Director: Kathy Magorian, EdD, MSN, RN	HLC CCNE
Presentation College (PC) Main Campus: Aberdeen, SD Website: www.presentation.edu Dean/Director: Sandra Sexton Welling, PhD, RN, CCM	HLC CCNE
South Dakota State University (SDSU) Main Campus: Brookings, SD Website: www.sdstate.edu Dean/Director: Mary Anne Krogh, PhD, APRN, CRNA, FAAN	HLC CCNE

Advanced Practice Doctoral Degree Programs	National Accreditation
Mount Marty University (MMU) Nurse Anesthesia Program Main Campus: Sioux Falls, SD Website: www.mountmarty.edu Dean/Director: Andrea Roberts, DNAP, CRNA	HLC Council on Accreditation of Nurse Anesthesia Educational Programs (COA)
South Dakota State University (SDSU) Main Campus: Brookings, SD Website: www.sdstate.edu Dean/Director: Mary Anne Krogh, PhD, APRN, CRNA, FAAN	HLC CCNE
University of South Dakota (USD) Nurse Anesthesia Program Main Campus: Vermillion, SD Website: www.usd.edu Dean/Director: Haifa A. Samra PhD, RN, CNL, FAAN - Interim Chair	HLC COA Pending SDBON Prerequisite Approval Status

PRACTICAL NURSE EDUCATION PROGRAMS

Education Curriculum

Required credit hours for graduation for South Dakota’s practical nurse (PN) programs ranged between 44-62 credit hours. Each program’s required course hours are shown in the tables below. Most clinical experiences for PN programs took place in practice settings and ranged between 52%-74% of total clinical time. The use of simulation technology ranged between 10%-23% of clinical time, while lab experiences ranged between 6%-27% of clinical time.

Credit Hours Required for Graduation Practical Nurse Program	Credit Hours Required for Graduation		
	General and Support Courses	Nursing Theory and Clinical Courses	Total
Lake Area Technical College	12.5	34.5	47
Mitchell Technical College	16.5	36.5	53
Sinte Gleska University	26	36	62
Sisseton Wahpeton College	29	26	55
Southeast Technical College	16	28	44
Western Dakota Technical College	15	30	45

Practical Nurse Program	Clinical Experiences			
	Practice Setting Hours	Simulation Hours	Lab Hours	Total
Lake Area Technical College	511 (71%)	163 (23%)	45 (6%)	719 (100%)
Mitchell Technical College	379 (65%)	124 (21%)	82 (14%)	585 (100%)
Sinte Gleska University	350 (52%)	145 (21%)	180 (27%)	675 (100%)
Sisseton Wahpeton College	517.5 (72%)	108.5 (15%)	94 (13%)	720 (100%)
Southeast Technical College	452 (74%)	64 (10%)	96 (16%)	612 (100%)
Western Dakota Technical College	390 (72%)	90 (16%)	64 (12%)	544 (100%)

Program Capacity

South Dakota’s PN programs had 411 seats available with 404 new students enrolled in the 2021 reporting period.

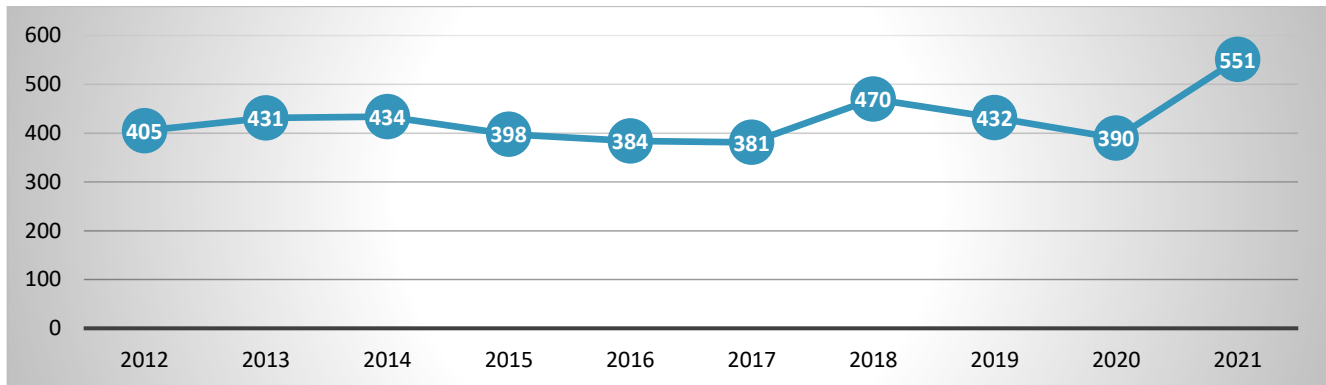
Practical Nurse Program	Seats Available for New Students	Number of Qualified Applicants	Number of Accepted Applicants	Number of New Students Enrolled
Lake Area Technical College	115	154	125	97
Mitchell Technical College	36	39	37	35
Sinte Gleska University	16	9	9	8
Sisseton Wahpeton College	0	0	0	0
Southeast Technical College	180	154	154	205
Western Dakota Technical College	64	62	62	59
Total:	411	418	387	404

Enrollment

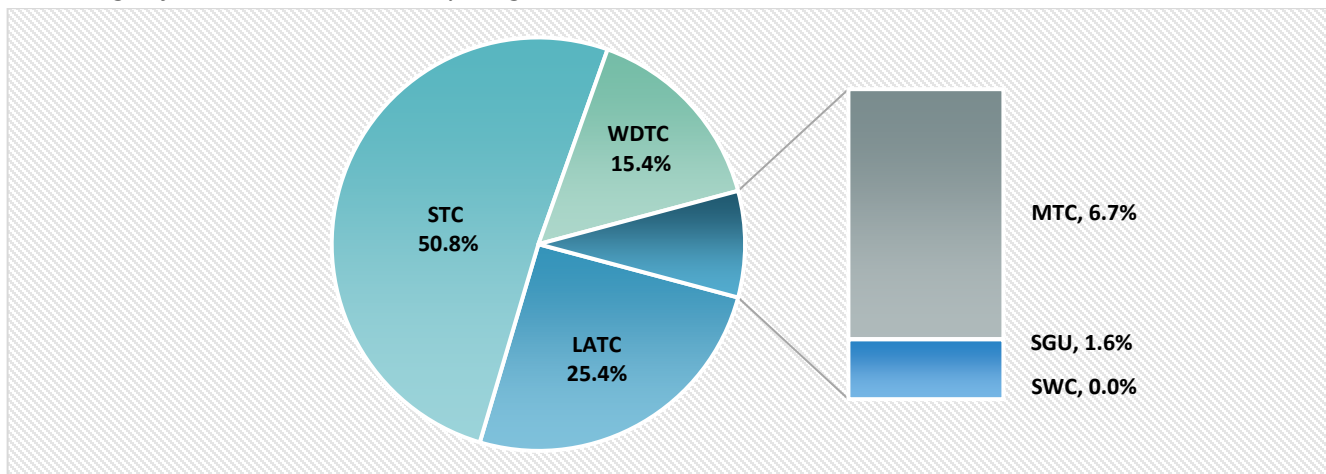
Student enrollment is shown in the following table. Total PN program enrollment for continuing students in 2021 was 551 students, an increase of 161 students from 2020. The large increase may be the result of the South Dakota Board of Technical Education changing how continuing technical college students are counted. Trends in student enrollment rates from 2012 to 2021 are shown in the line chart for historical comparison.

Student Enrollment Practical Nurse Program	2021		2020	2020-2021	
	Total Students	% Total Students	Total Students	Difference	% Change
Lake Area Technical College	140	25.4%	152	-12	-7.9%
Mitchell Technical College	37	6.7%	37	0	0.0%
Sinte Gleska University	9	1.6%	2	7	350.0%
Sisseton Wahpeton College	0	0.0%	0	0	0.0%
Southeast Technical College	280	50.8%	149	131	87.9%
Western Dakota Technical College	85	15.4%	50	35	70.0%
Total:	551	100.0%	390	161	41.3%

Trends in PN Student Enrollment



Percentage of PN Students Enrolled by Program



Characteristics of PN Students

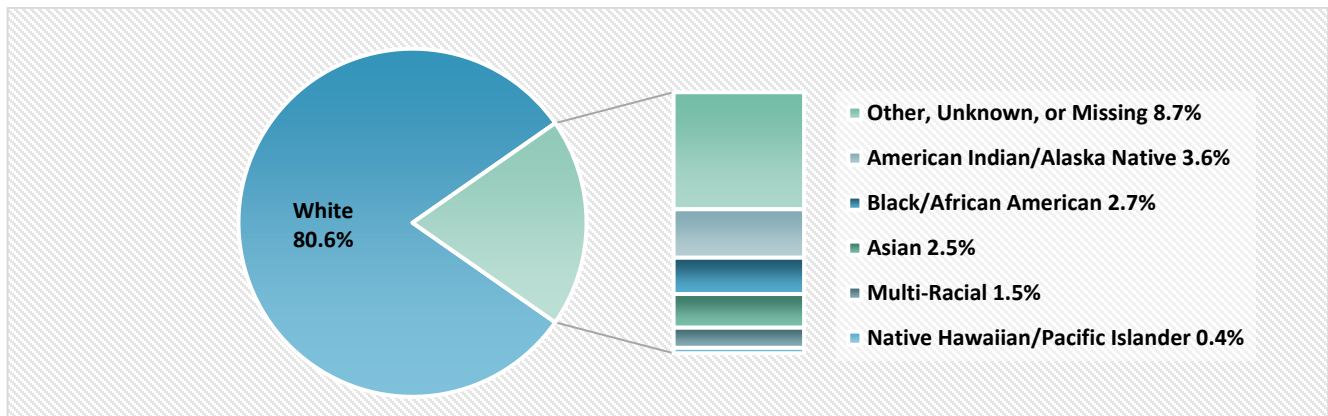
Gender: Consistent with previous years the majority of PN students in 2021 were female.

Practical Nurse Program	Female	Male	Other	Total Students
Lake Area Technical College	131	9	0	140
Mitchell Technical College	35	2	0	37
Sinte Gleska University	9	0	0	9
Sisseton Wahpeton College	0	0	0	0
Southeast Technical College	236	44	0	280
Western Dakota Technical College	77	8	0	85
Total:	488	63	0	551
Percent:	88.6%	11.4%	0.0%	100.0%

Race and Ethnicity: Consistent with previous reports most students were White, 80.6%. There were 3.6% of students who were of Hispanic, Latino, or Spanish origin.

Student Race Practical Nurse Program	American Indian /Alaska Native	Asian	Black / African American	Native Hawaiian / Pacific Islander	White	Multi-Racial	Other, Unknown, or Missing	Total Students
Lake Area Technical College	5	3	0	0	129	0	3	140
Mitchell Technical College	2	0	0	0	35	0	0	37
Sinte Gleska University	7	0	0	0	1	0	1	9
Sisseton Wahpeton College	0	0	0	0	0	0	0	0
Southeast Technical College	0	9	13	1	208	6	43	280
Western Dakota Technical College	6	2	2	1	71	2	1	85
Total:	20	14	15	2	444	8	48	551
Percent:	3.6%	2.5%	2.7%	0.4%	80.6%	1.5%	8.7%	100.0%

PN Student Race



Age: The average age of PN students is shown below.

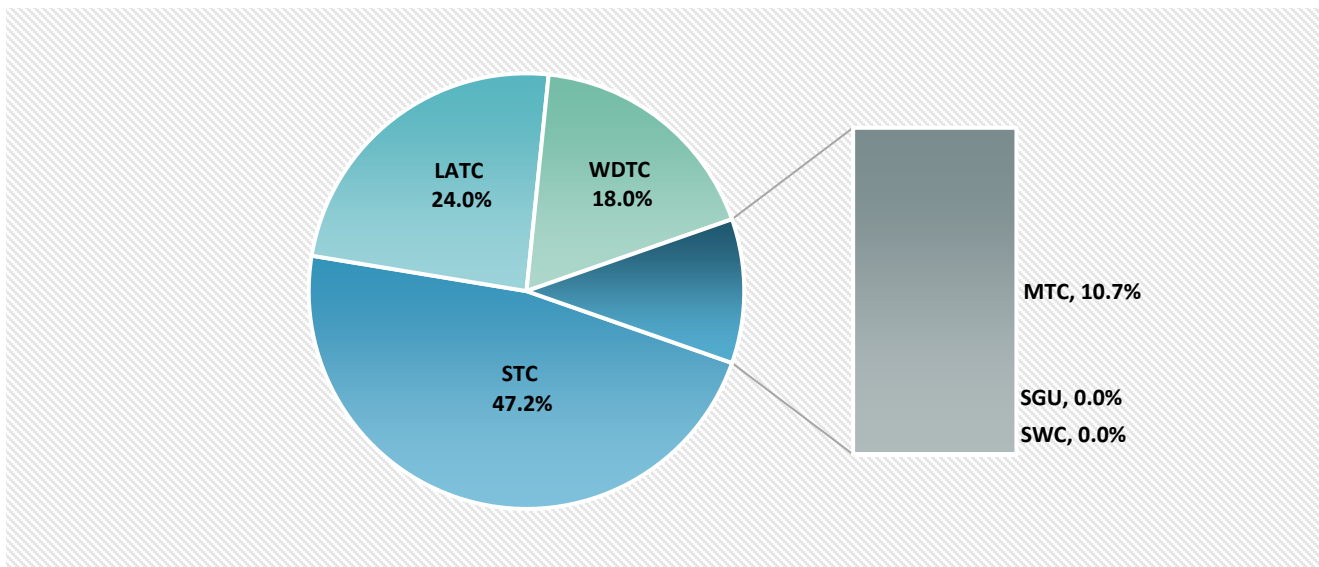
Practical Nurse Program	Average Age
Lake Area Technical College	26
Mitchell Technical College	24
Sinte Gleska University	33
Sisseton Wahpeton College	0
Southeast Technical College	25
Western Dakota Technical College	30

PN Graduates

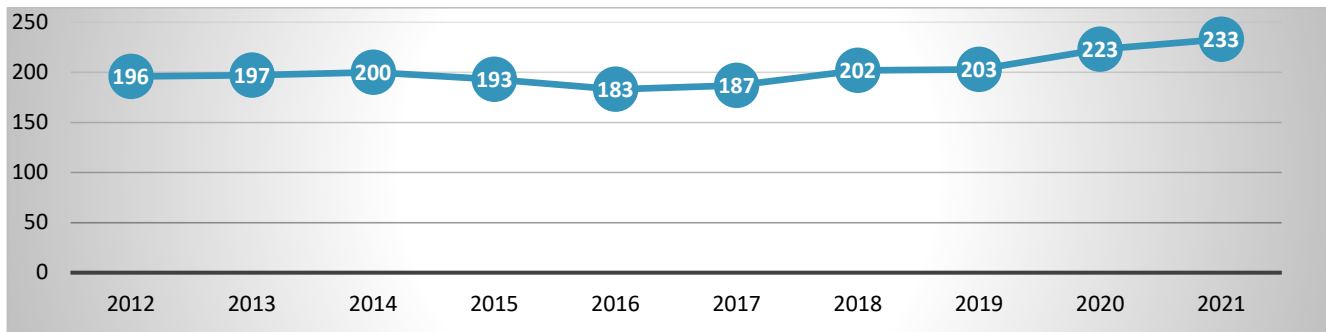
As shown in the following table, during the 2021 reporting period a total of 233 students graduated from PN programs, a 4.5% increase from the previous year. The percentage of PN graduates produced by the programs is shown in the pie chart. Graduation rates from 2012 to 2021 are shown in the line chart for historical comparison.

Practical Nurse Program	2021		2020	2020-2021	
	Graduates Produced	%	Number	Difference	% Change
Lake Area Technical College	56	24.0%	63	-7	-11.1%
Mitchell Technical College	25	10.7%	17	8	47.1%
Sinte Gleska University	0	0.0%	0	0	--
Sisseton Wahpeton College	0	0.0%	3	-3	-100.0%
Southeast Technical College	110	47.2%	101	9	8.9%
Western Dakota Technical College	42	18.0%	39	3	7.7%
Total:	233	100.0%	223	10	4.5%

Percent of PN Graduates Produced by Program



Trends in PN Graduates



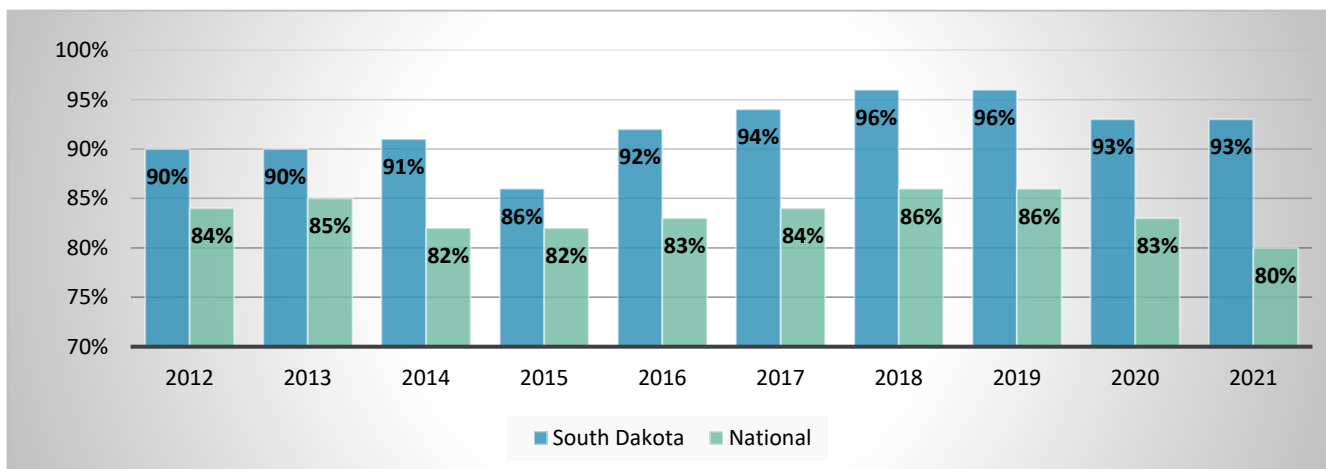
NCLEX–PN® Examination Results

Graduates’ results on the National Council Licensure Examination (NCLEX-PN®) from January-December 2021 are shown in the table. Pass rates are evaluated by the SD Board of Nursing for ongoing approval of a program using measuring periods as defined in ARSD 20:48:07:47. A measuring period commences on January 1 of each calendar year and continues until December 31 of that year in which the number of first-time writers since the start of that measuring period equals or exceeds 21. Measuring periods for programs with fewer than 21 test writers in one calendar year can extend over more than one year until 21 is reached. The pass rate for all first-time test writers in SD in 2021 was 92.9% and the national pass rate was 79.6%. Pass rates from 2012 to 2021 are shown in the bar chart for historical comparison.

2021 NCLEX-PN Results Practical Nurse Program	# Delivered	# Passed	# Failed	2020 Pass Rate
Lake Area Technical College	52	50	2	96.2%
Mitchell Technical College	24	24	0	100.0%
Sinte Gleska University	1	1	0	*
Sisseton Wahpeton College	2	1	1	*
Southeast Technical College	99	92	7	92.9%
Western Dakota Technical College	42	37	5	88.1%
LPN Licensure by Equivalency	4	3	1	75.0%
South Dakota Total:	224	208	16	92.9%

*Pass rate to be determined upon reaching or exceeding an N of 21 graduates.

NCLEX–PN® Pass Rates



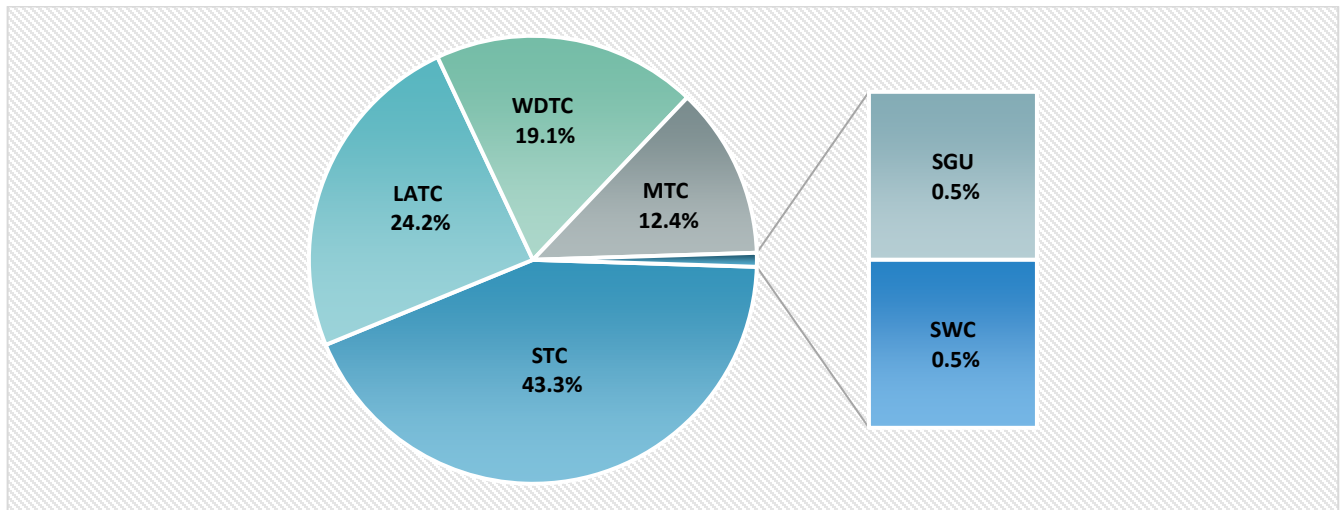
Graduates Licensed as LPNs in South Dakota

The number of graduates licensed by NCLEX-PN® examination in SD from January 1st to December 31, 2021 is listed in the following table. In 2021, 83.3% of PN graduates produced by SD's programs were licensed in SD, compared to 89.2% in 2020.

Practical Nurse Program	Graduates Produced*	Graduates Licensed in SD	% of Graduates Licensed of Graduates Produced by School	% of Program's Graduates Licensed of Total Licensed in SD
Lake Area Technical College	56	47	83.9%	24.2%
Mitchell Technical College	25	24	96.0%	12.4%
Sinte Gleska University	0	1	--	0.5%
Sisseton Wahpeton College	0	1	--	0.5%
Southeast Technical College	110	84	76.4%	43.3%
Western Dakota Technical College	42	37	88.1%	19.1%
Total:	233	194	83.3%	100.0%

*Graduates produced by a program may be less than the number licensed in SD because some graduates wait to take the examination or fail the examination and subsequently license in a different year than when produced.

Percent of Program's Graduates Licensed of Total Licensed in SD



PN Faculty

Employment Status: Respondents were asked to identify the number of full-time, part-time, and clinical adjunct PN nursing education faculty employed by their program. Full-time faculty are expected to work 40 hours per week and are responsible for teaching, participating in curriculum development, holding office hours for student advisement, attending faculty meetings, participating in campus-wide events, pursuing scholarly activities, and attending profession development events. Part-time faculty work less than 40 hours per week and are responsible for teaching, collaborating with other faculty, and maintaining availability to students. Clinical adjunct faculty provide clinical teaching under the direction of full-time and part-time faculty.

Practical Nurse Program	Full-time	Part-time	Clinical Adjunct Faculty	Total Faculty
Lake Area Technical College	13	1	4	18
Mitchell Technical College	6	0	1	7
Sinte Gleska University	2	0	0	2
Sisseton Wahpeton College	1	0	0	1
Southeast Technical College	9	0	26	35
Western Dakota Technical College	4	3	2	9
Total:	35	4	33	72
Percentage:	48.6%	5.6%	45.8%	100.0%

Vacancies: As of September 2021, there was 1 part-time and 1 full-time faculty vacancy reported in the PN programs.

Faculty Characteristics

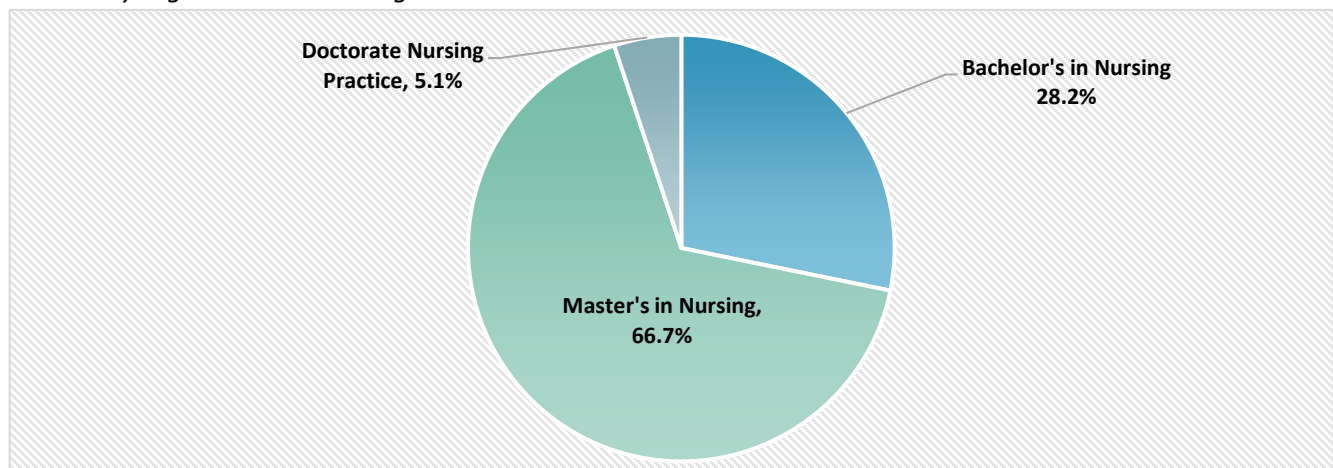
Faculty Age: In 2021, 9 (23.0%) full-time or part-time PN faculty were 51 years old or older.

Faculty Pursuing Advanced Nursing Degree: Eleven (28.2%) full-time and part-time PN faculty were pursuing an advanced nursing degree in 2021.

Highest Academic Achievement of Faculty by Program: The highest academic degree achieved by full-time and part-time PN faculty is shown in the table. The majority, 66.7%, hold a Master's degree in nursing.

Practical Nurse Program	Bachelor's in Nursing	Master's in Nursing	Doctorate Nursing Practice	Total Full-time & Part-time Faculty
Lake Area Technical College	3	10	1	14
Mitchell Technical College	0	5	1	6
Sinte Gleska University	0	2	0	2
Sisseton Wahpeton College	0	1	0	1
Southeast Technical College	4	5	0	9
Western Dakota Technical College	4	3	0	7
Total:	11	26	2	39
Percent:	28.2%	66.7%	5.1%	100.0%

PN Faculty Highest Academic Degree



REGISTERED NURSE EDUCATION PROGRAMS

Education Curriculum

Course hours required for graduation from all RN programs are shown in the table below.

Credit Hours Required for Graduation Registered Nurse Programs	General and Support Courses	Nursing Theory and Clinical Courses	Credits from Previous Nursing Diploma/Degree	Total
Associate Programs				
Lake Area Technical College ¹	31.5	20	LPN – 34.5	86
Oglala Lakota College	30	39	N/A	69
Southeast Technical College ¹	11	24	Not Reported	35
Western Dakota Technical College ¹	16	24	LPN – 20	60
Baccalaureate Programs				
Augustana University				
• Generic & Accelerated BSN	76	48	N/A	124
Dakota Wesleyan University				
• Generic BSN	62	63	N/A	125
• LPN to BSN	42	49	LPN - 29	120
• RN to BSN ²	28	21	AD RN – 71	120
Mount Marty University				
• Generic BSN	64	64	N/A	128
• LPN to BSN	64	64	Not Reported	128
• RN to BSN	64	64	Not Reported	128
Presentation College				
• Generic BSN	62	59	N/A	121
• LPN to BSN	62	59	Not Reported	121
• RN to BSN	62	59	Not Reported	121
South Dakota State University				
• Generic & Accelerated BSN	59	61	N/A	120
• RN to BSN	50	24	AD RN – 46	120
University of Sioux Falls				
• Generic BSN	66	57	N/A	123
• Accelerated BSN	32	57	Conferred Degree Required	89
University of South Dakota				
• Generic BSN	62	58	N/A	120
• LPN to BSN	62	58	Not Reported	120
• RN to BSN	58	27	AD RN – 35	120

¹ LPN to AD RN Program

² Voluntary Hold

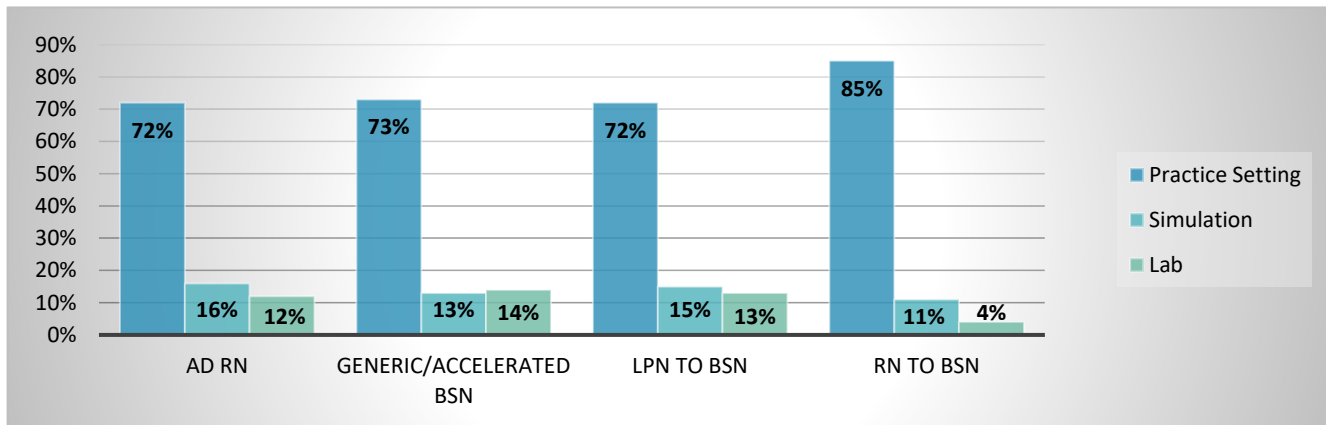
A breakdown of the hours spent in clinical experiences by practice settings, simulation, and lab are shown in the following table and chart. RN programs used practice settings to fulfill most clinical hour requirements. The use of simulation as a replacement for clinical hours was well below the approved “up to 50% of clinical time” as allowed in ARSD 20:48:07:50. Time spent in lab experiences was minimal for most programs.

Clinical Experiences	% Practice Setting Hours	% Simulation Hours	% Lab Hours	Total
Associate Programs				
Lake Area Technical College ¹	358 (78%)	91 (20%)	8 (2%)	457 (100%)
Oglala Lakota College	304 (68%)	70 (15%)	76 (17%)	450 (100%)
Southeast Technical College ¹	232 (71%)	56 (17%)	40 (12%)	328 (100%)
Western Dakota Technical College ¹	272 (71%)	48 (12%)	64 (17%)	384 (100%)
Baccalaureate Programs				
Augustana University				
• Generic & Accelerated BSN	498.5 (79%)	50 (8%)	81.5 (13%)	630 (100%)
Dakota Wesleyan University				
• Generic BSN	449.5 (71%)	73 (12%)	107.5 (17%)	630 (100%)
• LPN to BSN	367.5 (78%)	42.5 (9%)	62.5 (13%)	472.5 (100%)
• RN to BSN ²	135 (100%)	0 (0%)	0 (0%)	135 (100%)
Mount Marty University				
• Generic BSN	570 (75%)	60 (8%)	135 (17%)	765 (100%)
• LPN to BSN	570 (75%)	60 (8%)	135 (17%)	765 (100%)
• RN to BSN	570 (75%)	60 (8%)	135 (17%)	765 (100%)
Presentation College				
• Generic BSN	592.5 (68%)	179 (20%)	106 (12%)	877.5 (100%)
• LPN to BSN	343.5 (61%)	166 (30%)	53 (9%)	562.5 (100%)
• RN to BSN	69 (51%)	66 (49%)	0 (0%)	135 (100%)
South Dakota State University				
• Generic & Accelerated BSN	597 (67%)	168 (19%)	120 (14%)	885 (100%)
• RN to BSN	90 (100%)	0 (0%)	0 (0%)	90 (100%)
University of Sioux Falls				
• Generic & Accelerated BSN	489 (83%)	38 (7%)	60 (10%)	587 (100%)
• RN to BSN	489 (83%)	38 (7%)	60 (10%)	587 (100%)
University of South Dakota				
• Generic BSN	644 (72%)	140 (15%)	116 (13%)	900 (100%)
• LPN to BSN	644 (72%)	140 (15%)	116 (13%)	900 (100%)
• RN to BSN	225 (100%)	0 (0%)	0 (0%)	225 (100%)

¹ LPN to AD RN Program

² Voluntary Hold

Average Percentage of Clinical Experiences by Program Type



Prelicensure Program Capacity

There were 1,310 seats (198 AD RN and 1,112 baccalaureate) available in South Dakota's prelicensure RN programs with 969 new students (159 AD RN and 810 baccalaureate) enrolled in the 2021 reporting period.

RN Program Capacity	Seats Available for New Students	Number of Qualified Applicants	Number of Accepted Applicants	Number of New Students Enrolled
Associate Programs				
Lake Area Technical College	26	37	26	25
Oglala Lakota College	20	20	20	20
Southeast Technical College	128	76	76	90
Western Dakota Technical College	24	30	24	24
Total:	198	163	146	159
Baccalaureate Programs				
Augustana University	88	98	98	86
Dakota Wesleyan University	64	43	40	40
Mount Marty University	36	28	28	28
Presentation College	325	270	270	131
South Dakota State University	376	412	327	327
University of Sioux Falls	87	97	89	79
University of South Dakota	136	125	119	119
Total:	1112	1073	971	810
Associate and Baccalaureate Total:	1310	1236	1117	969

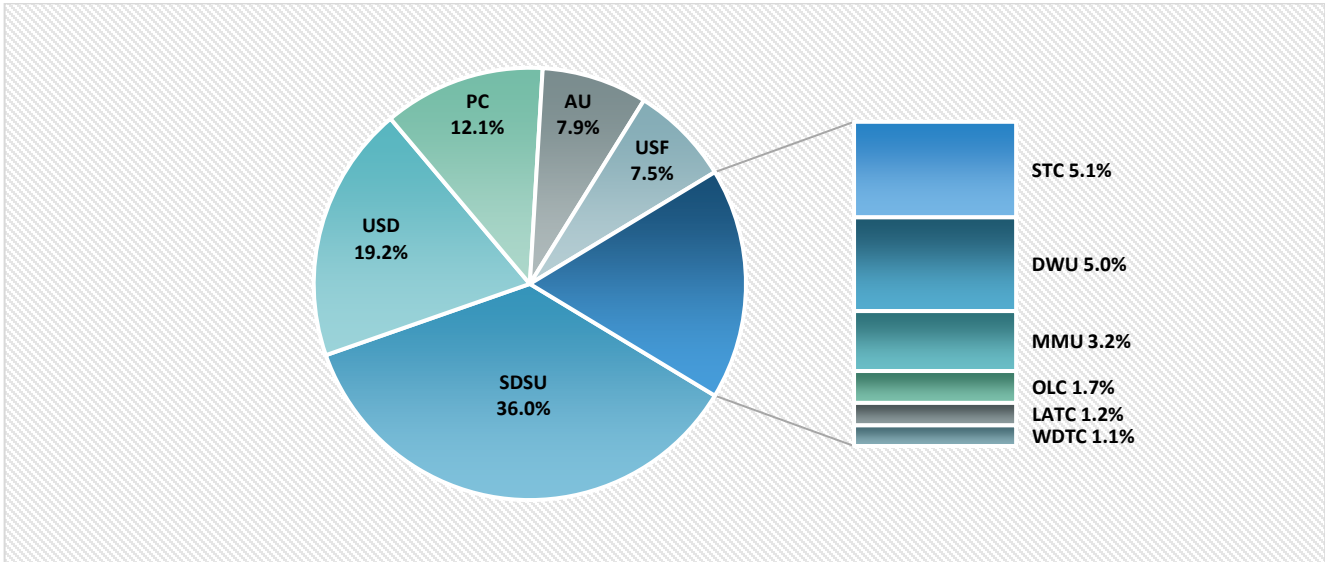
Prelicensure RN Student Enrollment

In 2021 there were 2,203 students enrolled in prelicensure RN programs, an increase of 18.8% from 2020. In 2021, enrollment in AD RN programs increased by 29.9% and baccalaureate enrollment increased by 17.8%. The large increase in AD RN programs may be the result of the South Dakota Board of Technical Education changing how continuing technical college students are counted.

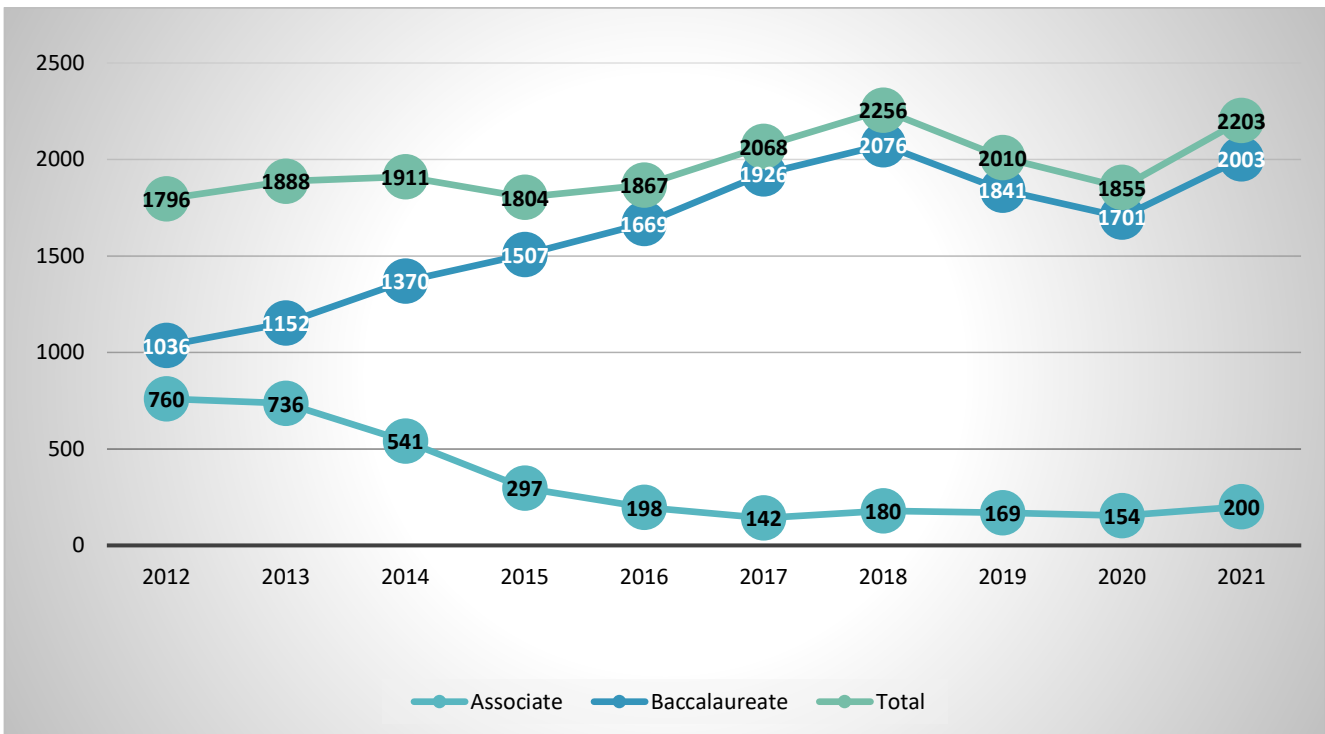
RN Student Enrollment	2021		2020	2020-2021	
	Total Students	% Total Students	Total Students	Difference	% Change
Associate Programs					
Lake Area Technical College	26	1.2%	26	0	0.0%
Oglala Lakota College	38	1.7%	36	2	5.6%
Southeast Technical College	112	5.1%	68	44	64.7%
Western Dakota Technical College	24	1.1%	24	0	0.0%
Total:	200	9.1%	154	46	29.9%
Baccalaureate Programs					
Augustana University	174	7.9%	174	0	0.0%
Dakota Wesleyan University	111	5.0%	110	1	0.9%
Mount Marty University	70	3.2%	44	26	59.1%
Presentation College	267	12.1%	303	-36	-11.9%
South Dakota State University	793	36.0%	613	180	29.4%
University of Sioux Falls	166	7.5%	83	83	100.0%
University of South Dakota	422	19.2%	374	48	12.8%
Total:	2003	90.9%	1701	302	17.8%
Associate and Baccalaureate Total:	2203	100.0%	1855	348	18.8%

Percentage of total associate and baccalaureate student enrollment is shown in the pie chart. Trends in student enrollment rates from 2012 to 2021 are shown in the line chart for historical comparison.

Total Prelicensure RN Associate and Baccalaureate Student Enrollment



Trends in Prelicensure RN Student Enrollment



RN Upward Mobility Program Enrollment

The following table includes information on LPNs and AD RNs who were enrolled in upward mobility programs. In 2021 there were 284 LPNs enrolled in AD RN or baccalaureate upward mobility programs, 91 more, or a change of 47.2% from 2019. In 2021 there were 52 RNs enrolled in baccalaureate upward mobility nursing programs, 59 fewer or a change of -53.2% from 2019.

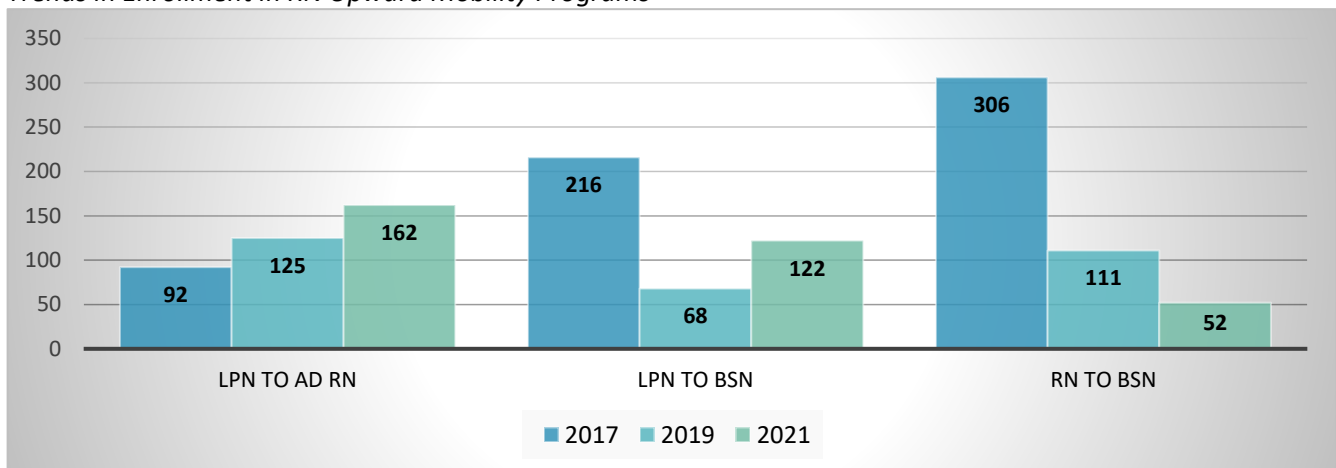
Enrollment in RN Upward Mobility Programs	2019 – 2021			
	2021	2019	Difference	% Change
LPN Enrollment in AD RN Programs¹				
Lake Area Technical College	26	24	2	8.3%
Southeast Technical College	112	85	27	31.8%
Western Dakota Technical College	24	16	8	50.0%
Total:	162	125	37	29.6%
LPN Enrollment in Baccalaureate RN Programs¹				
Dakota Wesleyan University	24	37	-13	-35.1%
Mount Marty University	0	1	-1	-100.0%
Presentation College	98	30	68	226.7%
Total:	122	68	54	79.4%
Total LPN Enrollment in AD RN & Baccalaureate Programs:	284	193	91	47.2%
AD RN Enrollment in Baccalaureate Programs				
Dakota Wesleyan University ²	0	15	-15	-100.0%
National American University ³	0	1	-1	-100.0%
Presentation College	1	1	0	0.0%
South Dakota State University	39	23	16	69.6%
University of Sioux Falls ²	0	12	-12	-100.0%
University of South Dakota	12	59	-47	-79.7%
Total:	52	111	-59	-53.2%
Total Upward Mobility Enrollment:	336	304	32	10.5%

¹ Included in Prelicensure RN tables

² Voluntary Hold

³ Program Voluntarily Closed

Trends in Enrollment in RN Upward Mobility Programs



Characteristics of Generic, Accelerated, LPN to BSN, and RN to BSN Students

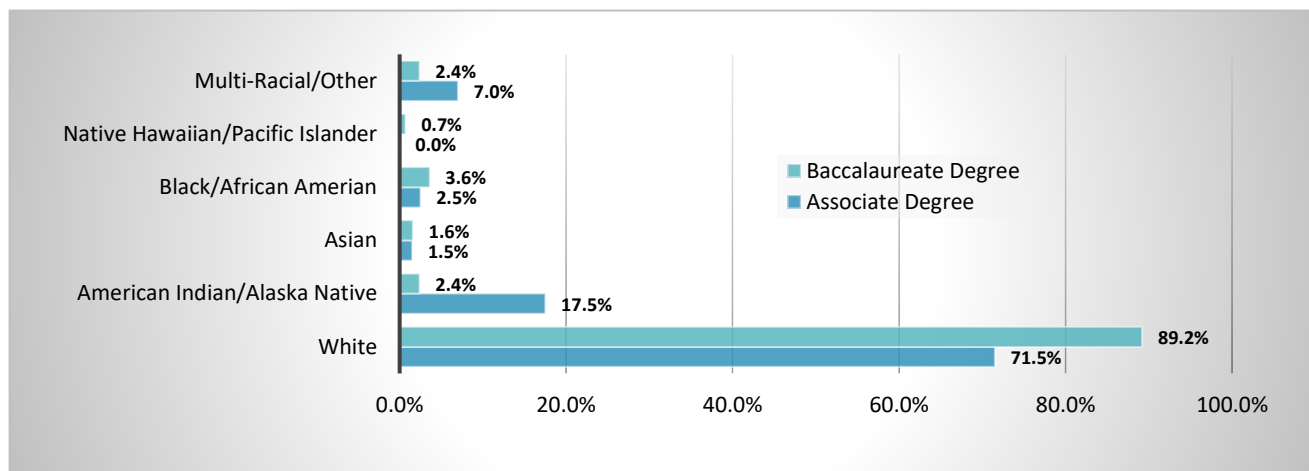
Gender: As in previous years, most RN students, 86.8%, were female.

Student Gender	Female	Male	Other	Total Students
Associate Programs				
Lake Area Technical College	25	1	0	26
Oglala Lakota College	34	4	0	38
Southeast Technical College	100	12	0	112
Western Dakota Technical College	21	3	0	24
Total:	180	20	0	200
Percent:	90.0%	10.0%	0.0%	100.0%
Baccalaureate RN Program				
Augustana University	143	31	0	174
Dakota Wesleyan University	102	9	0	111
Mount Marty University	61	9	0	70
Presentation College	237	31	0	268
South Dakota State University	729	103	0	832
University of Sioux Falls	140	26	0	166
University of South Dakota	366	68	0	434
Total:	1778	277	0	2055
Percent:	86.5%	13.5%	0.0%	100.0%
Associate and Baccalaureate Total:	1958	297	0	2255
Percent:	86.8%	13.2%	0.0%	100.0%

Race and Ethnicity: Most RN students were White, 87.6%, with 1.9% of Hispanic, Latino, or Spanish origin.

Student Race	American Indian / Alaska Native	Asian	Black / African American	Native Hawaiian / Pacific Islander	White	Multi-Racial	Other, Unknown, or Missing	Total Students
Associate Programs								
Lake Area Technical College	0	0	0	0	26	0	0	26
Oglala Lakota College	32	0	0	0	6	0	0	38
Southeast Technical College	2	3	3	0	93	0	11	112
Western Dakota Technical College	1	0	2	0	18	2	1	24
Total:	35	3	5	0	143	2	12	200
Percent:	17.5%	1.5%	2.5%	0.0%	71.5%	1.0%	6.0%	100.0%
Baccalaureate Programs								
Augustana University	0	5	9	0	159	0	1	174
Dakota Wesleyan University	2	2	2	0	105	0	0	111
Mount Marty University	0	0	0	0	70	0	0	70
Presentation College	11	7	22	1	204	9	14	268
South Dakota State University	19	10	20	12	761	6	4	832
University of Sioux Falls	0	4	7	0	149	2	4	166
University of South Dakota	18	5	15	1	385	0	10	434
Total:	50	33	75	14	1833	17	33	2055
Percent:	2.4%	1.6%	3.6%	0.7%	89.2%	0.8%	1.6%	100.0%
Associate and Baccalaureate Total:	85	36	80	14	1976	19	45	2255
Percent:	3.8%	1.6%	3.5%	0.6%	87.6%	0.8%	2.0%	100.0%

RN Student Race



Age: The average age of RN students is shown below.

Associate Programs	RN Student Average Age
Lake Area Technical College	27
Oglala Lakota College	29
Southeast Technical College	29
Western Dakota Technical College	36

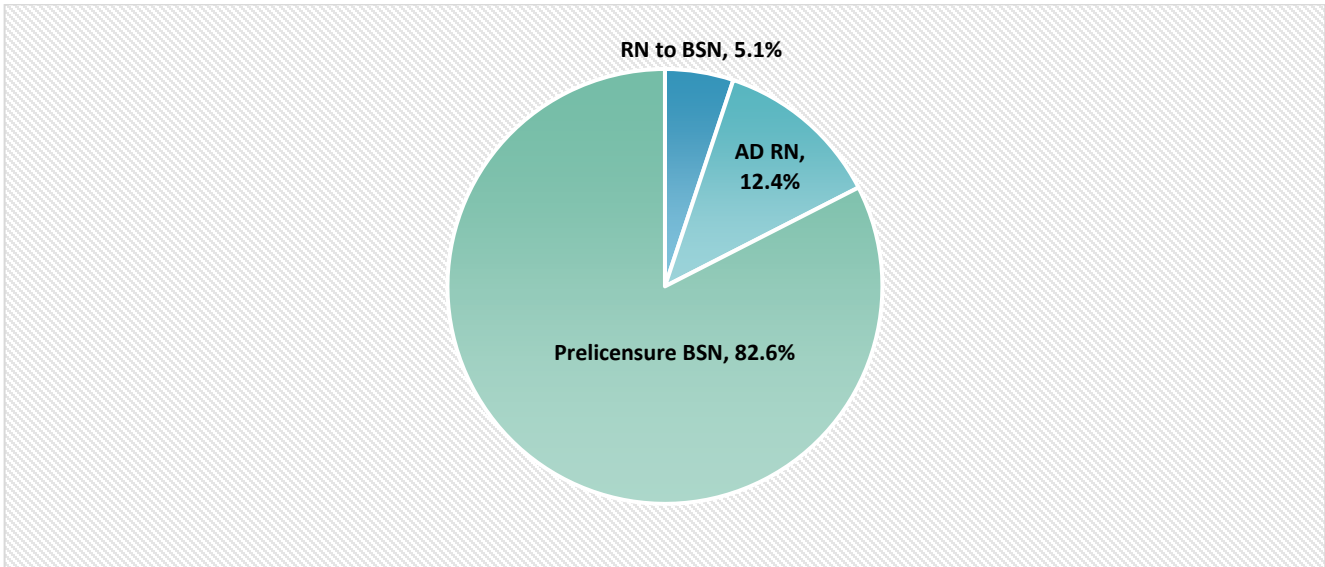
Baccalaureate Programs	RN Student Average Age
Augustana University	24
Dakota Wesleyan University	27
Mount Marty University	22
Presentation College	30
South Dakota State University	27
University of Sioux Falls	25
University of South Dakota	25

RN Graduates

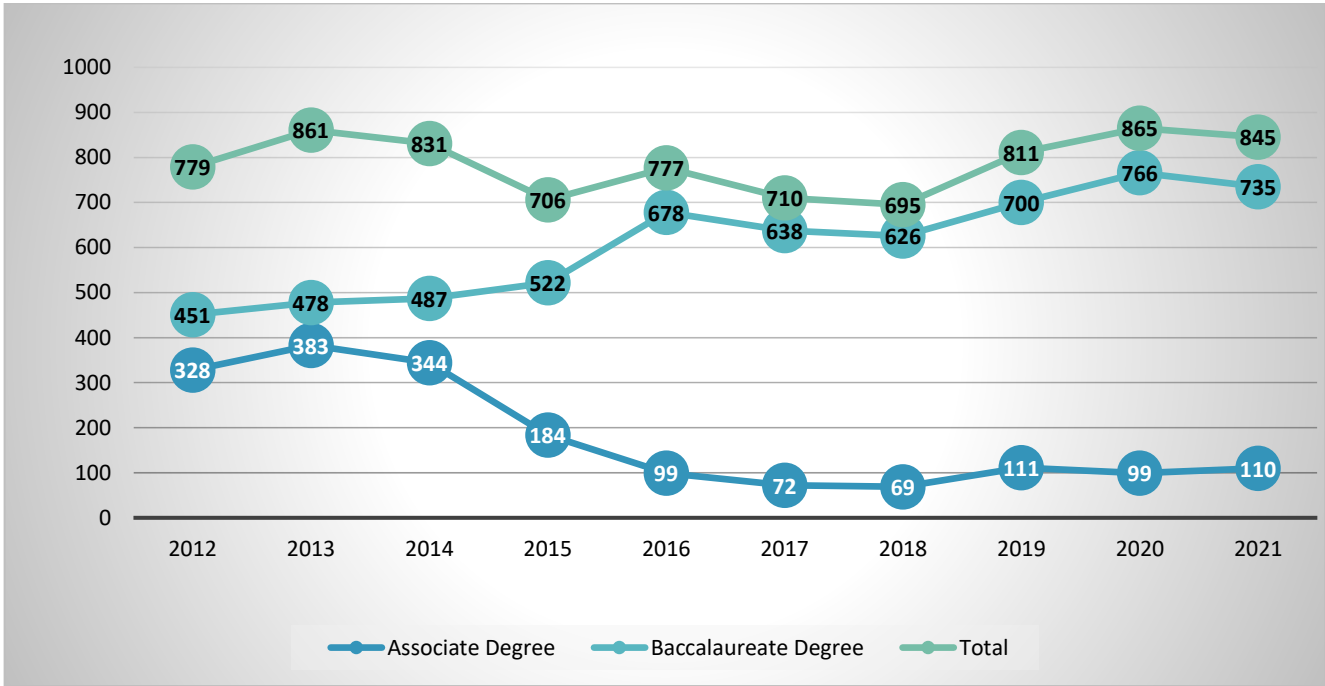
The following table shows the total number of prelicensure RN and RN to BSN graduates during the measuring period. The pie chart shows the percentage of graduates by educational level.

RN Graduates	AD RN	Generic BSN	Accelerated BSN	LPN to BSN	RN to BSN	Total Graduates
Associate RN Programs						
Lake Area Technical College	26	--	--	--	--	26
Oglala Lakota College	14	--	--	--	--	14
Southeast Technical College	52	--	--	--	--	52
Western Dakota Technical College	18	--	--	--	--	18
Total:	110	--	--	--	--	110
Baccalaureate RN Programs						
Augustana University	--	66	16	--	--	82
Dakota Wesleyan University	--	15	--	21	--	36
Mount Marty University	--	18	--	0	0	18
Presentation College	--	12	--	58	0	70
South Dakota State University	--	244	70	--	11	325
University of Sioux Falls	--	15	39	--	6	60
University of South Dakota	--	161	--	0	28	189
Total:	--	531	125	79	45	780
Associate and Baccalaureate Total:	110	531	125	79	45	890
	12.4%	59.7%	14.0%	8.9%	5.1%	100.0%

Percentage of RN Graduates by Program Type



Trends in Prelicensure RN Graduates



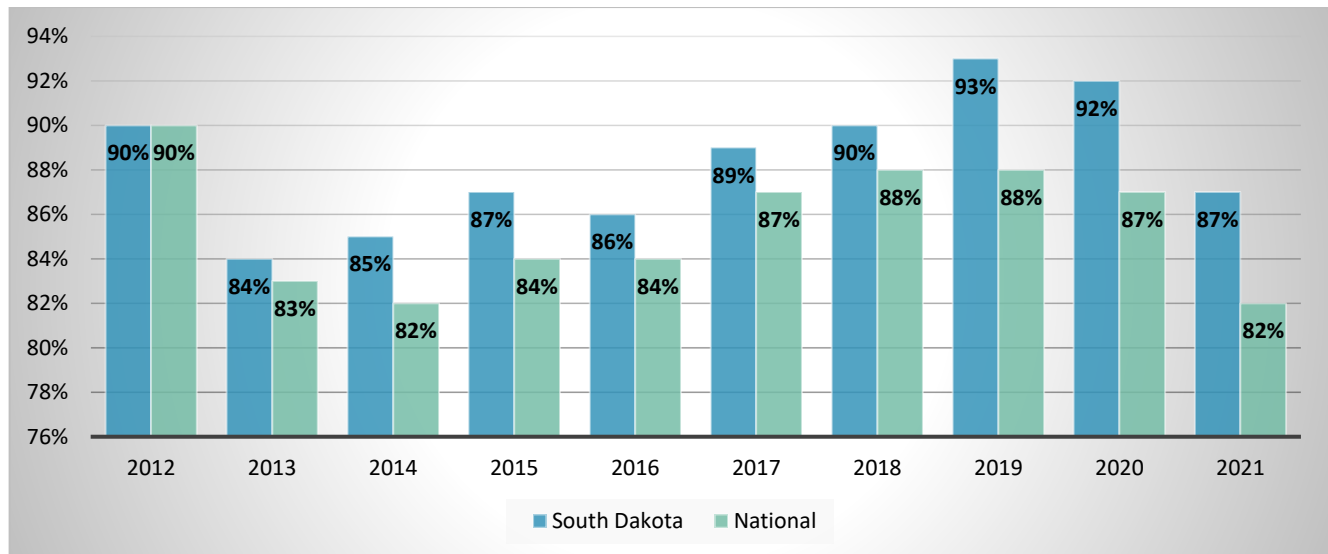
Results from the NCLEX-RN® examination from January-December 2021 are shown in the table. Pass rates are evaluated by the SD Board of Nursing for ongoing approval of a program using measuring periods as defined in ARSD 20:48:07:47. A measuring period commences on January 1 of each calendar year and continues until December 31 of that calendar year in which the number of first-time writers since the start of that measuring period equals or exceeds 21. Measuring periods for programs with fewer than 21 test writers in one calendar year can extend over more than one year until 21 is reached. In 2021 the pass rate for all first-time NCLEX-RN test writers in South Dakota was 86.8% and the national pass rate for US educated first-time NCLEX-RN test writers was 82.5%. Pass rates from 2012 to 2021 are shown in the bar chart for historical comparison.

2021 NCLEX-RN Results	# Delivered	# Passed	# Failed	2021 Pass Rate
Associate RN Programs				
Lake Area Technical College	26	23	3	88.5%
Oglala Lakota College	14	4	10	*
Southeast Technical College	48	41	7	85.4%
Western Dakota Technical College	18	11	7	*
Total:	106	79	27	74.5%
Baccalaureate RN Programs				
Augustana University	75	73	2	97.3%
Dakota Wesleyan University	36	32	4	88.9%
Mount Marty University	17	15	2	*
National American University**	2	1	1	*
Presentation College	75	58	17	77.3%
South Dakota State University	319	283	36	88.7%
University of Sioux Falls	54	47	7	87.0%
University of South Dakota	159	144	15	90.6%
Total:	737	653	84	88.6%
South Dakota Total:	843	732	111	86.8%

*Pass rate to be determined upon reaching or exceeding an N of 21 graduates.

**Program Voluntarily Closed

NCLEX-RN® Pass Rates

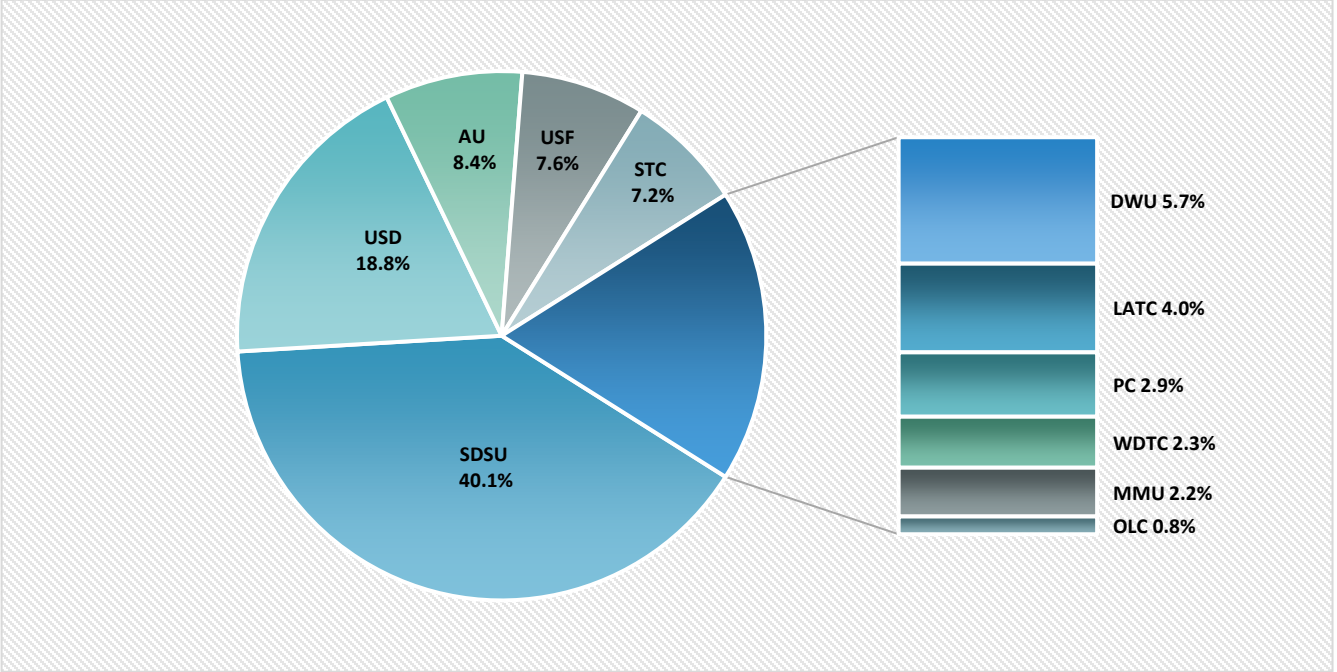


Graduates Licensed as RNs in South Dakota

The number of graduates licensed into the state of SD by NCLEX–RN® examination from January 1 to December 31, 2021 is listed in the following table. In 2021, 70.5% of graduates were produced by SD’s RN programs and were licensed in SD, as compared to 73.5% in 2020.

RN Graduates Licensed into SD	Prelicensure Graduates Produced	Graduates Licensed in SD	% of Graduates Licensed of Graduates Produced by School	% of Program’s Graduates Licensed of Total Licensed in SD
Associate RN Programs				
Lake Area Technical College	26	24	92.3%	4.0%
Oglala Lakota College	14	5	35.7%	0.8%
Southeast Technical College	52	43	82.7%	7.2%
Western Dakota Technical College	18	14	77.8%	2.3%
Total:	110	86	78.2%	14.4%
Baccalaureate RN Programs				
Augustana University	82	50	61.0%	8.4%
Dakota Wesleyan University	36	34	94.4%	5.7%
Mount Marty University	18	13	72.2%	2.2%
Presentation College	70	17	24.3%	2.9%
South Dakota State University	314	239	76.1%	40.1%
University of Sioux Falls	54	45	83.3%	7.6%
University of South Dakota	161	112	69.6%	18.8%
Total:	735	510	69.4%	85.6%
Associate and Baccalaureate Total:	845	596	70.5%	100.0%

Percent of RN Graduates Licensed in South Dakota



RN Faculty

Employment Status: Respondents were asked to identify the number of full-time, part-time, and clinical adjunct RN nursing education faculty employed by their program. Full-time faculty are expected to work 40 hours per week and are responsible for teaching, participating in curriculum development, holding office hours for student advisement, attending faculty meetings, participating in campus-wide events, pursuing scholarly activities, and attending profession development events. Part-time faculty work less than 40 hours per week and are responsible for teaching, collaborating with other faculty, and maintaining availability to students. Clinical adjunct faculty provide clinical teaching under the direction of full-time and part-time faculty.

RN Faculty	Full-time	Part-time	Clinical Adjunct Faculty	Total Faculty
Associate RN Programs				
Lake Area Technical College	10	0	7	17
Oglala Lakota College	4	0	1	5
Southeast Technical College	4	0	4	8
Western Dakota Technical College	1	2	0	3
Total:	19	2	12	33
Baccalaureate RN Programs				
Augustana University	10	1	45	56
Dakota Wesleyan University	7	0	5	12
Mount Marty University	5	0	4	9
Presentation College	8	4	13	25
South Dakota State University	51	0	62	113
University of Sioux Falls	5	0	41	46
University of South Dakota	38	0	48	86
Total:	124	5	218	347
Associate and Baccalaureate Total:	143	7	230	380

Vacancies: As of September 2021, there was 1 full-time faculty vacancy reported in AD RN programs and 6 full-time faculty vacancies in baccalaureate programs.

Faculty Characteristics

Faculty Age: Of the 150 full-time and part-time faculty, 7 AD RN faculty (4.7%) and 49 of baccalaureate faculty (32.7%) were 51 or older.

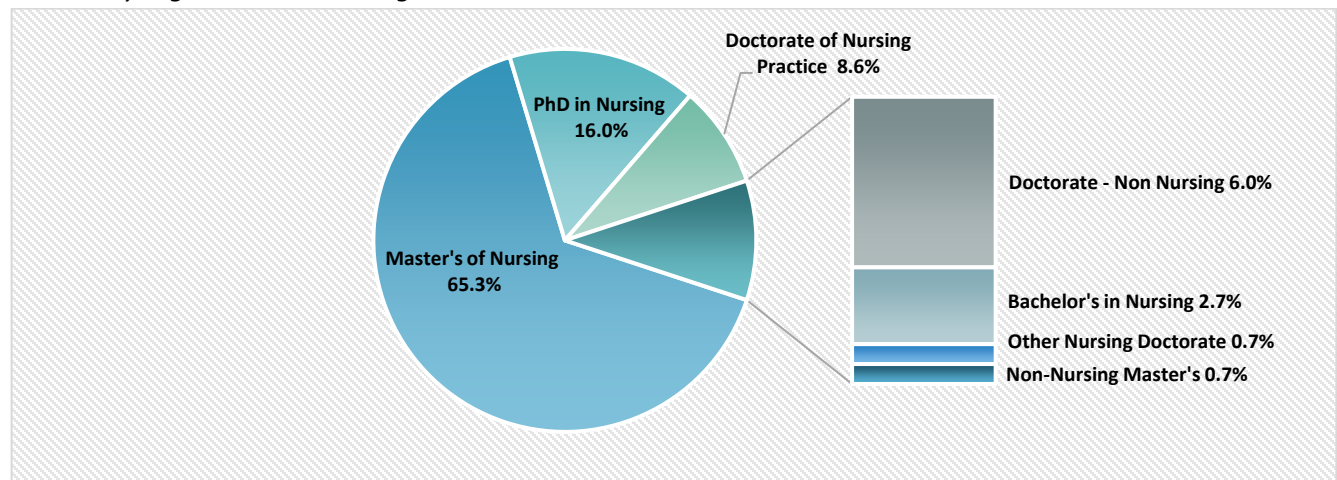
Faculty Pursuing Advanced Nursing Degree: There were 31 (20.7%) of the 150 full-time and part-time RN faculty pursuing an advanced nursing degree in 2021.

Faculty with Doctoral Degrees: There were 47 of the 150 full-time and part-time faculty (31.3%) holding a doctoral degree.

Highest Academic Achievement by Program: The following table and chart present the highest academic preparation of RN faculty by nursing education program. The majority, 80.9%, of faculty employed in AD RN programs held master's in nursing degrees. The majority, 62.8%, of faculty employed in baccalaureate programs held a master's in nursing degree.

RN Faculty Highest Academic Achievement	Bachelor's in Nursing	Master's in Nursing	Non-Nursing Master's	Doctorate – Non-Nursing	Other Nursing Doctorate	Doctorate in Nursing Practice	PhD in Nursing	Total Faculty
Associate RN Programs								
Lake Area Technical College	0	9	0	0	0	1	0	10
Oglala Lakota College	1	1	1	0	1	0	0	4
Southeast Technical College	0	4	0	0	0	0	0	4
Western Dakota Technical College	0	3	0	0	0	0	0	3
Total:	1	17	1	0	1	1	0	21
Percent:	4.8%	80.9%	4.8%	0.0%	4.8%	4.8%	0.0%	100.0%
Baccalaureate RN Programs								
Augustana University	0	6	0	1	0	2	2	11
Dakota Wesleyan University	0	6	0	0	0	1	0	7
Mount Marty University	0	3	0	1	0	0	1	5
Presentation College	0	7	0	1	0	3	1	12
South Dakota State University	1	31	0	1	0	2	16	51
University of Sioux Falls	0	4	0	0	0	1	0	5
University of South Dakota	2	24	0	5	0	3	4	38
Total:	3	81	0	9	0	12	24	129
Percent:	2.3%	62.8%	0.0%	7.0%	0.0%	9.3%	18.6%	100.0%
Associate and Baccalaureate Total:	4	98	1	9	1	13	24	150
Percent:	2.7%	65.3%	0.7%	6.0%	0.7%	8.6%	16.0%	100.0%

RN Faculty Highest Academic Degree



ADVANCED PRACTICE REGISTERED NURSE EDUCATION PROGRAMS

Enrollment

Student enrollment for nurse practitioner and nurse anesthesia programs by degree type and program focus is shown in the following tables.

Nurse Practitioner Programs	DNP		MSN		Post Certificate		Total
	Family Across the Lifespan	Psych- Mental Health	Family Across the Lifespan	Psych- Mental Health	Family Across the Lifespan	Psych- Mental Health	Total
Mount Marty University	0	0	21	7	0	4	32
Presentation College	0	0	25	0	0	0	25
South Dakota State University	72	2	63	0	1	9	147
Total:	72	2	109	7	1	13	204

Nurse Anesthesia Programs	Prelicensure DNAP	Post-licensure DNAP	Total
Mount Marty University	138	0	138
Total:	138	0	138

Graduates

The following tables show the number of graduates by degree type and program focus.

Graduates of Nurse Practitioner Programs	DNP		MSN		Post Certificate		Total
	Family Across the Lifespan	Psych- Mental Health	Family Across the Lifespan	Psych- Mental Health	Family Across the Lifespan	Psych- Mental Health	Total
Mount Marty University	0	0	15	8	0	1	24
Presentation College	0	0	10	0	0	0	10
South Dakota State University	16	0	19	0	0	8	43
Total:	16	0	44	8	0	9	77

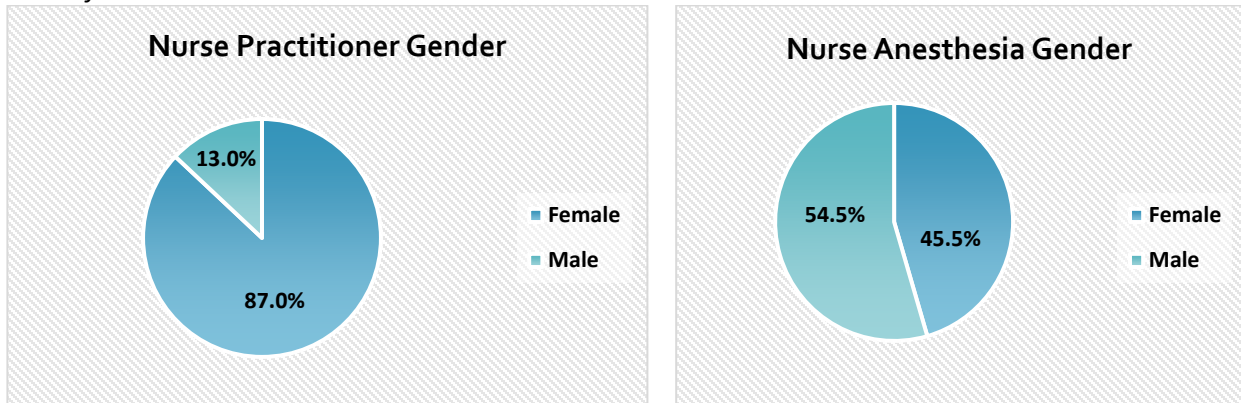
Graduates of Nurse Anesthesia Program	Prelicensure DNAP	Post-licensure DNAP	Total
Mount Marty University	33	0	33
Total:	33	0	33

Characteristics of APRN Graduates

Gender: Most, 87.0%, of nurse practitioner graduates were female and most, 54.5%, of nurse anesthesia graduates were male.

Graduate Gender	Female	Male	Other	Total
Nurse Practitioner	67 (87.0%)	10 (13.0%)	0 (0.0%)	77
Nurse Anesthesia	15 (45.5%)	18 (54.5%)	0 (0.0%)	33
Total:	82 (74.5%)	28 (25.5%)	0 (0.0%)	110

Gender of Graduates



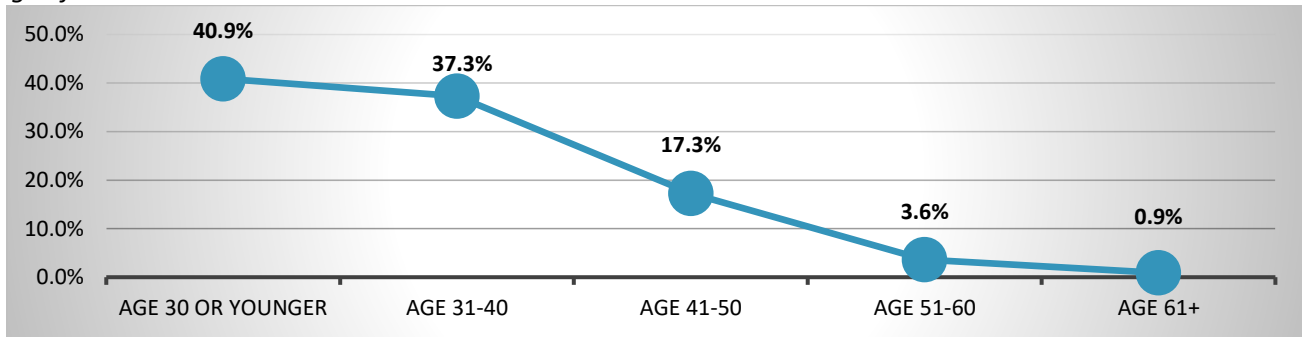
Race and Ethnicity: All nurse practitioner and nurse anesthesia graduates were White, and of those reported, all were of Non-Hispanic, Latino, or Spanish origin.

Graduate Race	American Indian / Alaska Native	Asian	Black / African American	Native Hawaiian / Pacific Islander	White	Other / Unknown	Total Students
Mount Marty University Nurse Practitioner	0	0	0	0	24	0	24
Mount Marty University Nurse Anesthesia	0	0	0	0	33	0	33
Presentation College	0	0	0	0	10	0	10
South Dakota State University	0	0	0	0	43	0	43
Total:	0	0	0	0	110	0	110
Percentage of Total:	0.0%	0.0%	0.0%	0.0%	100.0%	0.0%	100.0%

Age: Most, 40.9%, graduates of nurse practitioner and nurse anesthesia programs were 30 years old or younger.

Graduate Age	≤ 30	31-40	41-50	51-60	> 60	Total
Mount Marty University Practitioner	10	8	4	2	0	24
Mount Marty University Nurse Anesthesia	11	18	4	0	0	33
Presentation College	4	5	1	0	0	10
South Dakota State University	20	10	10	2	1	43
Total:	45	41	19	4	1	110
Percentage of Total:	40.9%	37.3%	17.3%	3.6%	0.9%	100.0%

Age of Graduates



APRN Faculty

Employment Status: Respondents were asked to identify the number of faculty who were licensed as APRNs, who were teaching full-time in the graduate programs, and carried the full scope of faculty responsibilities, including teaching, advisement, and committee work. Part-time faculty included those who were licensed as APRNs and who may or may not have held academic rank or carried the full scope of faculty responsibilities. This also included faculty who divided time between the nursing programs within the institution.

APRN Faculty	Full-time	Part-time	Total
Mount Marty University Nurse Practitioner	2	0	2
Mount Marty University Nurse Anesthesia	6	0	6
Presentation College	2	1	3
South Dakota State University	7	20	27
Total:	17	21	38
Percentage of Total:	44.7%	55.3%	100.0%

Vacancies: As of September 2021, there were no faculty vacancies reported in the nurse practitioner programs and 1 full-time vacancy in the nurse anesthesia program.

Faculty Characteristics

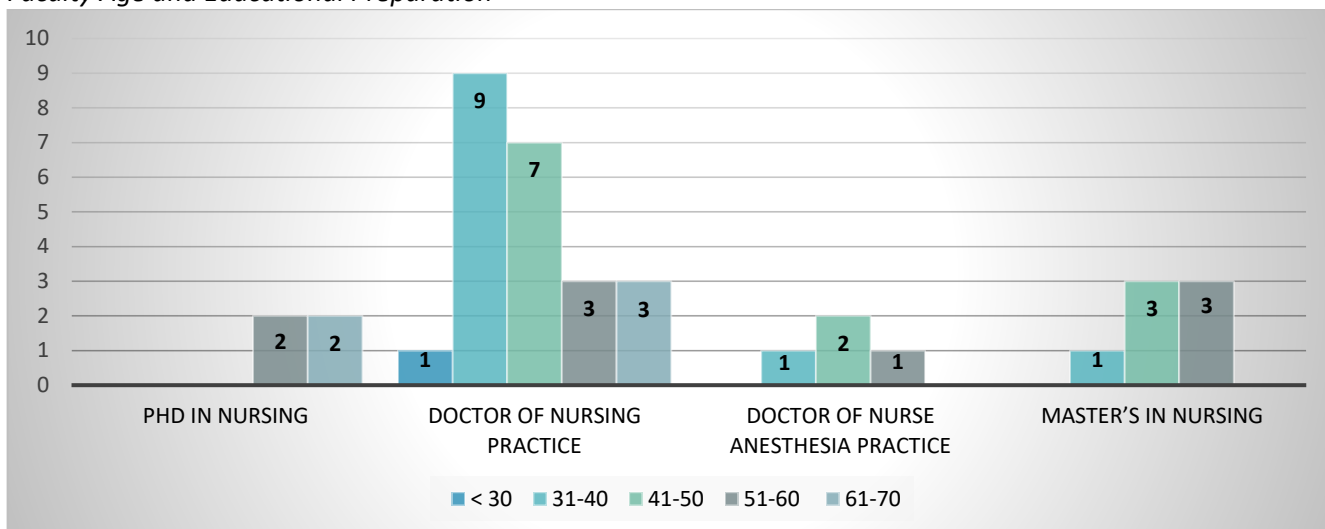
Gender: Of faculty teaching in nurse practitioner and nurse anesthesia programs 86.8% were female and 13.2% were male.

Race: Most, 97.4%, faculty teaching in nurse practitioner and nurse anesthesia programs were White.

Age and Academic Preparation: As shown in the table, 63.1% of the faculty were 50 years of age or younger and 13.2% of the faculty were 61 years of age or older. The majority, 81.5%, held a doctoral degree.

Faculty Age	≤ 30	31-40	41-50	51-60	61-70	Total	%
PhD in Nursing	0	0	0	2	2	4	10.5%
Doctor of Nursing Practice	1	9	7	3	3	23	60.5%
Doctor of Nurse Anesthesia Practice	0	1	2	1	0	4	10.5%
Master's in Nursing	0	1	3	3	0	7	18.5%
Total:	1	11	12	9	5	38	100.0%
Percentage of Total:	2.6%	28.9%	31.6%	23.7%	13.2%	100.0%	

Faculty Age and Educational Preparation



HISTORICAL NOTES

2010-2022

2010 – 2019:

- June 2010: MMC granted prerequisite status for PN program.
- September 2010: USD granted prerequisite status for RN to BSN program.
- September 2010: MMC granted interim status for a PN program.
- January 2011: MMC began first cohort of PN Program.
- June 2011: NAU granted approval for reorganization to add Sioux Falls campus.
- June 2011: SWC approved for LPN to AD RN online program.
- September 2011: USD began first cohort of RN to BSN students.
- September 2011: STI granted interim status for LPN to AD RN (Associate of Applied Science) program.
- February 2012: USD generic baccalaureate program granted prerequisite status.
- February 2012: SDSU approved to offer accelerated BSN option in Aberdeen.
- February 2013: USD generic baccalaureate program granted interim status.
- May 2013: USF baccalaureate program granted full status.
- January 2014: DWU generic baccalaureate program granted prerequisite status.
- January 2014: STI PN program approved to add online students.
- June 2014: Augustana College accelerated baccalaureate program approved.
- February 2015: DWU generic baccalaureate program granted interim status.
- April 2015: STI LPN-AAS Program granted full status.
- September 2015: SWC PN program placed on voluntary hold; no faculty for 2015-2016 academic year.
- September 2016: Mitchell Technical Institute (MTI) granted prerequisite status for a PN program.
- February 2017: MTI granted interim status for PN program.
- February 2017: DWU voluntarily closed AD RN program in Mitchell and LPN to RN program in Sioux Falls.
- February 2017: STI approved to offer online LPN to AD RN program.
- February 2017: MMC voluntarily closed PN program.
- April 2017: USD granted full status for BSN program.
- September 2017: LATI granted prerequisite status to offer LPN to AD RN program.
- November 2017: STI approved to reorganize program to offer LPN to AD RN program in Huron.
- February 2018: LATI granted interim status to offer LPN to AD RN program.
- February 2018: OLC granted full status for AD RN program.
- April 2018: WDT granted full status for PN program.
- June 2018: WDT granted prerequisite status for LPN to AD RN program.
- June 2018: SGU granted full status for PN program.
- September 2018: PC granted full status for BSN program.
- November 2018: SWC granted full status for PN program.
- November 2018: MTI granted continued interim status for PN program.
- November 2018: NAU granted full status for BSN program.
- December 2018: USD voluntarily closed AD RN program in Watertown.
- February 2019: STI granted approval to offer PN program in Huron SD.
- April 2019: WDT granted interim status for LPN to AD RN program.
- April 2019: SDSU plan to offer post-graduate Psychiatric-Mental Health NP received.
- July 2019: DWU granted continued interim status for the BSN program.
- July 2019: DWU granted approval to offer LPN to BSN program in Mitchell.
- September 2019: NAU voluntarily closure of BSN, RN to BSN, and MSN programs.
- September 2019: MMC plan to offer DNP track in leadership and education received.
- November 2019: LATI granted continued interim status for LPN to AD RN program.

2020-2022

- February 2020: DWU voluntary hold on LPN to BSN program in Mitchell and granted full status for BSN program.
- February 2020: USD voluntary closure of program site in Pierre.
- February 2020: LATI granted approval to offer PN and LPN to AD RN programs in Pierre.
- April 2020: MTI granted full status for PN program and granted prerequisite status for LPN to AD RN program.
- April 2020: Curriculum changes approved for several programs related to COVID-19 pandemic.
- June 2020: USD plan to offer MSN track in nursing informatics and E-health and a DNP track in organizational and system leadership received.
- June 2020: Post-secondary technical institutes renamed to: Lake Area Technical College (LATC), Mitchell Technical College (MTC), Southeast Technical College (STC), and Western Dakota Technical College (WDTC).
- September 2020: MTC granted interim status for LPN to AD RN program.
- September 2020: PC granted prerequisite status for PN program.
- September 2020: SWC voluntary hold of PN program.
- September 2020: WDTC granted approval to offer PN program in Whitewood.
- September 2020: MMC renamed to Mount Marty University (MMU).
- September 2020: DWU voluntary hold of RN to BSN program.
- November 2020: PC granted interim status for PN program.
- November 2020: WDTC granted continued interim status for AD RN program.
- February 2021: LATC granted full status for PN to AD RN program.
- May 2021: AU granted prerequisite status to offer Adult-Gero Acute Care NP/CNS track.
- August 2021: AU granted interim status to offer Adult-Gero Acute Care NP/CNS track.
- August 2021: USD granted approval of closure plan for West River site.
- August 2021: SDSU granted approval of West River reorganization plan up to 72 students per cohort.
- August 2021: USD granted prerequisite status for CRNA program.
- August 2021: WDTC granted approval to offer PN program in Philip.

Additional history available upon request.